



CABLE PULLING

FROM SIMPLE, STRAIGHT SHOTS TO PULLS WITH MULTIPLE BENDS AND OFFSETS, GREENLEE CABLE PULLING EQUIPMENT SAVES TIME, INCREASES YOUR EFFICIENCY AND SAFELY PULLS CABLE WHERE YOU NEED IT TO BE.

Contents

Cable Feeders	186
Cable Pullers	187
Tugger Accessories	195
Pulling Accessories	196
Cable Tray Feeder And Accessories	200
Rope	203
Swivels & Rope Connectors	204
Grips	206
Cable Pulling Lubricants	212
Swabs, Brushes, Mandrels	214



® Registered: The color green for manual and power-operated cable pullers is a registered trademark of Greenlee Textron Inc.
Kevlar® is a registered trademark of E.I. du Pont de Nemours and Company.
Microsoft® and Excel® are registered trademarks of Microsoft Corporation.



CABLE FEEDERS

Ultra Cable Feeder™



Productive

- One person set-up & operation

Heavy Duty

- Accommodates cable ranging in size up to 3.5" (88.9 mm) in diameter

Versatile

- Feeds cable at variable speeds to match the speed of cable puller
- Tires for improved traction with low friction cable
- Two cable loading methods: Top-loading and End-loading
- Available with pendant & toggle switch

SPECIFICATIONS

Power Supply	115 VAC, 15 amps, 60 Hz 230 VAC, 8 amps, 50/0 Hz								
Speed	4-36 feet per minute (1.2-11 meters per minute)								
Maximum Tractive Force	Single Cable: 200 lbs. (.9 kN) All Cables: 800 lbs. (3.5 kN)								
Cable Capacity	<table border="0"> <tr> <td>Quantity</td> <td>Size</td> </tr> <tr> <td>8 x</td> <td>250 MCM (120 mm²)</td> </tr> <tr> <td>6 x</td> <td>500 MCM (240 mm²)</td> </tr> <tr> <td>5 x</td> <td>750 MCM (300 mm²)</td> </tr> </table>	Quantity	Size	8 x	250 MCM (120 mm ²)	6 x	500 MCM (240 mm ²)	5 x	750 MCM (300 mm ²)
Quantity	Size								
8 x	250 MCM (120 mm ²)								
6 x	500 MCM (240 mm ²)								
5 x	750 MCM (300 mm ²)								
Reel Weight Capacity	25,000 lbs. total (11,300 kg)								
Size	41" long x 27.5" wide x 37.5" high (1040 mm x 699 mm x 953 mm)								
Weight	285 lbs. (130 kg)								
Tire Pressure	50psi (2.4 bar)								


CAT. NO.	UPC NO.	DESCRIPTION
6810	05564	Ultra Cable Feeder™ with Hand Switch 120V
6810-22	12293	Ultra Cable Feeder™ with Hand Switch 220V
05645	05645	Tee (included)



CABLE PULLERS

Cable Puller Selection Guide

CAT. NO.	DESCRIPTION	PAGE NO.	PULLING FORCE			SPEED								POWER	REQUIRED ROPE	
			CONT.	MAX.	WEIGHT	NO LOAD	500 LBS	800 LBS	1000 LBS	2000 LBS	4000 LBS	5000 LBS	6000 LBS			8000 LBS
N G3	G3 Tugger®	192	1200 lbs.	2000 lbs.	123 lbs.	97 fpm	59.0 fpm		36.0 fpm						1 HP electric	1/2" double braid
UT10-2S	Ultra Tugger® 10 (UT10) Cable Puller	193	6500 lbs.	10000 lbs.	86 lbs.	16 fpm				14.0 fpm	12.0 fpm		7.0 fpm	6.0 fpm	1-1/2 HP electric	7/8" double braid
6800	Ultra Tugger® 8 Power Cable Puller	194	6500 lbs.	8000 lbs.	86 lbs.	9 fpm				8.0 fpm	7.5 fpm		7.0 fpm	6.0 fpm	1-1/2 HP electric	7/8" double braid
6001	Super Tugger® Power Cable Puller	196	4500 lbs.	6500 lbs.	108 lbs.	16.5 fpm				11.0 fpm	7.5 fpm	6.0 fpm			1-1/2 HP electric	3/4" double braid
UT4	Ultra Tugger® 4 Power Cable Puller	198	3000 lbs.	4000 lbs.	175 lbs.	26/13 fpm				20.0 fpm	10.0 fpm				1-1/4 HP electric	9/16" double braid



Ultra Tugger® 10 (UT10) Cable Puller: 10,000 lb. (44.5kN) rated



6906



6900



6901

Speed

- 2-Speed gear-motor enable 20% faster pulling time
- Shift from high-speed/low-load pulling to low-speed/high-load pulling with a simple double-tap motion on the foot-pedal

Versatile

- Available with Mobile VersiBoom™ for less than 2 minute, one person set-up, & 20' tall
- Available with floor mount & chain mount for tighter spaces

Heavy Duty

- Customized gear motor specifically for heavy-duty cable pulling application and meet UL & cUL safety requirements

SPECIFICATIONS

Pulling Force	Maximum: 10,000 lbs. (44.48 kN) Continuous: 6,500 lbs. (28.9 kN)
Dimensions	Length: 11.5" (292 mm) Width: 26" (660 mm)
Height	120V models: 6.75" (172 mm) 220V models: 10.0" (254 mm)
Weight	86 lbs. (39 kg) (08000 only)
Pulling Speed – Feet (Meters) Per Minute	No Load: 16 fpm/min (4.88 mpm) At 2000 lbs. (0.9 kN): 14 fpm (4.27 mpm) At 4000 lbs. (1.8 kN): 12 fpm (3.66 mpm) At 6000 lbs. (2.7 kN): 7 fpm (2.13 mpm) At 8000 lbs. (3.6 kN): 6 fpm (1.8 mpm)
Drive Motor	1-1/2 HP (1.1 kW)
Power	UT10-2S, UT10-22, 6900, 6900-22, 6901, 6901-22, 6906, 6906-22
Requirements	7/8" diameter (22.2 mm); Double-Braided Polyester Composite – Rated at 32,000 lbs. (142 kN) minimum breaking strength

CAT. NO.	UPC NO.	DESCRIPTION
6900	00357	UT10-2S Package with Floor mount
6900-22	00814	UT10-22 (220 V) Package with Floor mount
6901	00358	UT10-2S Package with Chain mount
6901-22	00813	UT10-22 (220 V) Package with Chain mount
6906	00359	UT10-2S Package with Mobile VersiBoom™ II
6906-22	00812	UT10-22 (220 V) Package with Mobile VersiBoom™ II
UT10-2S	05528	Puller Assembly
UT10-22	00829	(220 V) Puller Assembly
00967	00967	Deluxe Force Gauge
34136	34136	7/8" (22.2m) Double braided composite rope – 300'
34137	34137	7/8" (22.2m) Double braided composite rope – 600'
34138	34138	7/8" (22.2m) Double braided composite rope – 1,200'

NOTE: Rope is a very critical link in the cable pulling system. See page 203 for proper pulling rope selection.

CAT. NO.	UPC NO.	DESCRIPTION	6900	6901	6906
UT10-2S	05528	Puller Assembly (UT10)	x	x	x
00865	00865	Mount Assy-Floor	x		
02846	02846	Chain Mount Ass'y-Pkgd		x	
MVB	00553	Mobile Versi Boom			x



A PRODUCT VIDEO IS AVAILABLE, SCAN THIS QR CODE OR VISIT:
www.youtube.com/GreenleeDEMO



00967



35284

Ultra Tugger® 8 (UT8) Cable Puller: 8000 lb. (35.8kN) rated



Speed

- 8,000 (35.8 kN) lbs. pulling force to handle most pulling jobs

Versatile

- Available with Mobile VersiBoom™ for less than 2 minute, one person set-up, & 20' tall
- Available with floor mount & chain mount for tighter spaces

SPECIFICATIONS

Pulling Force	Maximum: 8,000 lbs. (35.8 kN) Continuous: 6,500 lbs. (28.9 kN)
Dimensions	Length: 11.5" (292 mm) Width: 26" (660 mm)
Height	120V models: 6.75" (172 mm) 220V models: 10.0" (254 mm)
Weight	86 lbs. (39 kg) (08000 only)
Pulling Speed – Feet (Meters) Per Minute	No Load: 9 fpm (2.7 mpm) At 2000 lbs. (0.9 kN): 8 fpm (2.4 mpm) At 4000 lbs. (1.8 kN): 7.5 fpm (2.3 mpm) At 6000 lbs. (2.7 kN): 7 fpm (2.1 mpm) At 8000 lbs. (3.6 kN): 6 fpm (1.8 mpm)
Drive Motor	1-1/2 HP (1.1 kW)
Power	8000, 6800, 6801 =120 VAC 60Hz 20A
Requirements	UT8-22, 6800-22 = 220 VAC 50Hz
Required Rope	7/8" diameter (22.2 mm); Double-Braided Polyester Composite – Rated at 32,000 lbs. (142 kN) minimum breaking strength

CAT. NO.	UPC NO.	DESCRIPTION
SF 6800	00985	Ultra Tugger® 8 Cable Puller with Standard Force Gauge, and Floor Mount
6800-22	03196	Same as 6800, except 220 VAC 50 Hz
SF 6801	00986	Ultra Tugger® 8 Cable Puller with Standard Force Gauge, and Conduit Chain Mount
6806	00362	UT8 Package with Mobile VersiBoom™ II
6806-22	00369	UT8-22 (220 V) Package with Mobile VersiBoom™ II
08000	08000	Cable Puller (6800)
A 00967	00967	Deluxe Force Gauge (see page 158)
A 34136	34136	Pull Rope 7/8" x 300' (22.2 mm x 91 m)
A 34137	34137	Pull Rope 7/8" x 600' (22.2 mm x 182 m)
A 34138	34138	Pull Rope 7/8" x 1,200' (22.2 mm x 365 m)

CAT. NO.	UPC NO.	DESCRIPTION	6800	6801	6806
08000	08000	Cable Puller (6800)	x	x	x
00865	00865	Mount Assy-Floor	x		
02846	02846	Chain Mount Ass'y-Pkgd		x	
MVB	00553	Mobile Versi Boom			x

NOTE: Rope is a very critical link in the cable pulling system. See page 203 for proper pulling rope selection.

Mobile VersiBoom™ II



Mobile VersiBoom™ II shown with Ultra Tugger® 10, sold separately.

(Does not include UT10)

Quick Set-Up

- One person set-up in less than 2 minutes

Versatile

- Can be extended up to 20'
- Use with one 3' boom for tighter spaces
- Use with 2"-5" slip-on adapters and 2"-4" threaded adapters

Easy to store and transport


- Can be folded up in less than 2 minutes and can be stored on the back of a pick-up truck
- Fully contained unit

SPECIFICATIONS

Weight	322 lbs. (146.06 kg)
Length	47" (1193.8mm)
Width	42" (1066.8 mm)
Height	48" (1219.19 mm)

CAT. NO.	UPC NO.	DESCRIPTION
MVB	00553	Mobile VersiBoom™ II
00560	00560	4' boom
00561	00561	3' Boom
00562	00562	Elbow/Nose Assembly
00564	00564	2-1/2" Adapter
00565	00565	3" Adapter
00567	00567	4" Adapter
00588	00588	Short Hanger
00589	00589	Long Hanger

Mobile VersiBoom™ II Components/Accessories



CAT. NO.	UPC NO.	DESCRIPTION	SHIPS WITH MVB II
A 00471	00471	Coupling Hanger Kit	
A 00563	00563	Adapter Weldment, 2" (UT8)	
R 00564	00564	Adapter Weldment, 2-1/2"	✓
R 00565	00565	Adapter Weldment, 3" (UT8)	✓
A 00566	00566	Adapter Weldment, 3-1/2"	
R 00567	00567	Adapter Weldment, 4" (UT8)	✓
A 00610	00610	Adapter Weldment, 5" (UT8)	
A 00583	00583	Adapter Assembly, 2" Screw-On	
A 00584	00584	Adapter Assembly, 2-1/2" Screw-On	
A 00585	00585	Adapter Assembly, 3" Screw-On	
A 00586	00586	Adapter Assembly, 3-1/2" Screw-On	
A 00587	00587	Adapter Assembly, 4" Screw-On	
R 00588	00588	Hanger Weldment, Short	✓
R 00589	00589	Hanger Weldment, Long	✓
A 00590	00590	Screw On Coupling Kit	
R 00561	00561	3' Boom	✓
R 00560	00560	4' Boom	✓

NOTE: Rope is a very critical link in the cable pulling system. See page 203 for proper pulling rope selection.

Super Tugger® Cable Puller: 6500 lb. (28.9 kN) rated



6001



6005



6004

- Pull up to 6,500 lbs. (28.9 kN) with less than 27 lbs. (120 N) of operator effort
- Unique floor mounting attachment for quick, reliable setup
- Leaf-type mounting chains won't twist when tightening
- Heat-treated steel serrated gripper feet for secure mounting to conduit
- Right-angle sheave allows the operator to stand out of the direct line of force
- Audio alarm high force warning and circuit breaker shut off at maximum force for added safety
- Tapered capstan and patented rope guidance system for better control of the rope when feeding onto the capstan
- Patented

SPECIFICATIONS

Pulling Force	Maximum: 6,500 lbs. (28.9 kN) Continuous: 4,500 lbs. (20 kN)
Dimensions	Length: 20-3/4" (527 mm) Width: 22-1/2" (572 mm) Height: 12" (305 mm)
Weight	6001, 6001-22: 108 lbs. (49 kg) 6003: 454 lbs. (206 kg) 6000, 6000-22: 550 lbs. (250 kg) 6006, 6006-22: 612 lbs. (278 kg)
Pulling Speed – Feet (Meters) Per Minute	No Load: 16.5 (5) At 2000 lbs.: (8.8 kN) – 11 (3.4) At 4000 lbs.: (17.9 kN) – 7.5 (2.3) At 6000 lbs.: (26.7 kN) – 6 (1.8)
Drive Motor	1-1/2 HP (1.1 kW)
Power Requirements	6001, 6004, 6005 – 120 VAC 16Hz 20A 6001-22 – 220 VAC 50Hz
Required Rope	3/4" (19.1 mm) Double-Braided Composite – Rated at 26,000 lbs. (115.6 kN)

CAT. NO.	UPC NO.	DESCRIPTION
6001	29627	Super Tugger Cable Puller Power Unit, Includes force gauge and vise chains
6001-22	31466	Same as 6001 except 220 VAC 50 HZ
6004	56358	Super Tugger Complete Puller Package, Includes 6001 Super Tugger, Floor Mount, Mobile Carriage, Boom Mount, 4' Boom Tube, Nose Unit, 2 1/2", 3", 3 1/2", 4" Slip-in and Screw-On Couplings & Storage Trays
6005	56359	Super Tugger Complete Puller Package, Includes 6001 Super Tugger, Floor Mount, Mobile Carriage, Boom Mount, 4' Boom Tube, Nose Unit, 3' Boom Tube, Elbow Unit, 2 1/2", 3", 3 1/2", 4" Slip-in and Screw-On Couplings and Storage Trays
35098	35098	Double-Braided Composite Rope 3/4" × 300' (19.1 mm × 91 m)
35100	35100	Double-Braided Composite Rope 3/4" × 600' (19.1 mm × 182 m)
35101	35101	Double-Braided Composite Rope 3/4" × 1,200' (19.1 mm × 365 m)
3048	23362	Storage Box (See page 410)
11147	11147	Ultra Tugger® 640/6001 Adapter Package Includes wheeled carriage, 4 ft. (1.2 m) boom, boom adapter, nose unit, 2-1/2", 3" and 4" slip-in couplings and 2", 3" and 4" screw-on couplings
3048	23362	Storage Box

11147 Ultra Tugger® 6001 Adapter Package



- Adapt 6001 Super Tugger to Ultra Tugger® Wheeled Carriage and Boom for faster and easier cable puller setups
- Wheeled carriage and boom provides fast setup with no anchors to set or chains to mount
- Boom uses 3" rigid steel conduit for easy length adjustment to pull 10 feet (3m) of cable out of the box fast and easy
- Optional Elbow Unit and Boom available to reach into manholes or pull up to 20 feet (6 m) of cable out of the box


SPECIFICATIONS

Weight	198 lbs. (90 kg)
Length	91-1/2" (232 cm)
Width	27" (69 cm)
Height	38-1/2" (98 cm)
Use With	Greenlee 6001 Cable Pullers
Load Rating	6500 lbs. (28.9 kN)

CAT. NO.	UPC NO.	DESCRIPTION
11147	11147	Ultra Tugger® 640/6001 Adapter Package Includes wheeled carriage, 4 ft. (1.2 m) boom, boom adapter, nose unit, 2-1/2", 3" and 4" slip-in couplings and 2", 3" and 4" screw-on couplings


Package Components

CAT. NO.	UPC NO.	DESCRIPTION	SUPER TUGGER - 6,500 LB			
			110 VAC			220 VAC
			6001	6004	6005	6001-22
6001	29627	Cable Puller w/Force Gauge 120 VAC, 60 Hz	✓	✓	✓	
6001-22	31466	Cable Puller w/Force Gauge 220 VAC, 50 Hz				✓
6037	35605	Floor Mount		✓	✓	
29631	29631	Vise Chains	✓	✓	✓	✓
11145	11145	Boom Mount		✓	✓	
00791	00791	4' (1.2 m) Boom Tube		✓	✓	
00864	00864	Nose Unit		✓	✓	
00863	00863	Elbow Unit			✓	
00835	00835	3' (.9 m) Boom Tube			✓	
03661	03661	2" Screw-On Coupling				
00781	00781	2-1/2" Screw-On Coupling		✓	✓	
00782	00782	3" Screw-On Coupling		✓	✓	
00783	00783	3-1/2" Screw-On Coupling		✓	✓	
00784	00784	4" Screw-On Coupling		✓	✓	
00799	00799	Adapter for Screw-On Coupling		✓	✓	
00804	00804	2-1/2" Slip-In Coupling		✓	✓	
00811	00811	3" Slip-In Coupling		✓	✓	
00815	00815	3-1/2" Slip-In Coupling		✓	✓	
00820	00820	4" Slip-In Coupling		✓	✓	
11152	11152	Storage Trays (2)		✓	✓	
8012	00872	12" Hook Sheave				



NOTE: Rope is a very critical link in the cable pulling system. See page 203 for proper pulling rope selection.

Ultra Tugger® 4 (UT4) Cable Puller: 4,000 lb. (22.2kN) Rated



Connect for an upward pull



Connect for an downward pull



Connect at floor height



Optional 12' boom extension for high pulls



Optional floor mount

Fast

- 2 speed gear-box can pull 20 fpm at 2000 lbs. and 10 fpm on low speed at 4000 lbs

Versatile

- Available with floor mount option for use in tight spaces
- Boom extends to 8'. A 12' boom extension accessory is available

Quick Set-up

- Quick latch system attaches to the outside of threaded and unthreaded conduit without need for adapters

SPECIFICATIONS

Maximum Pulling Force	High Speed 2,000 lbs. (909 kg) Low Speed 4,000 lbs. (1,818 kg)
Continuous Pulling Force:	Low Speed 3,000 lbs. (1,364 kg)
High Pulling Speeds:	No Load 26 fpm (8 mpm) 2,000 lbs. (909 kg) 20 fpm (6 mpm)
Low Pulling Speeds:	No Load 13 fpm (4 mpm) 2,000 lbs. (909 kg) 10 fpm (3 mpm)
*Pulling Rope:	9/16" diameter double braided composite (16,000 lbs. minimum breaking strength)
Conduit Size:	2" to 4"
Weight:	175 lbs. (80kg)
Drive Motor:	1-1/4 hp, 120 VAC, 60 Hz
Electrical Plug:	120 V, 15 Amp
Force Gauge:	Standard
Foot Switch:	Standard
Standard Boom Extension:	8' (2.4 m) maximum
Optional Long Boom Extension:	12' (3.6 m) maximum
Pulling Capability:	3 x 750 kmil cable 600' with 2 x 90° bends 4 x 350 kmil cable 400' with 4 x 90° bends 3 x 500 kmil cable 400' with 3 x 90° bends

* Greenlee recommends that only low stretch double braided composite rope be used with the UT4. High stretch ropes can release large amounts of energy should they break during use.

CAT. NO.	UPC NO.	DESCRIPTION
UT4	21552	4,000 lb. Cable Puller Package
UT4F	00154	UT4 Puller with Floor Mount
UT4-22	00644	4,000 lb. Cable Puller - 220 Volt
UT4F-22	00884	UT4 Puller Package with Floor Mount - 220 Volt
A 10014	10014	Floor Mount for UT4 Cable Puller
A 10015	10015	12' Long Extension Boom for UT4 Cable Puller
A 35283	35283	Double-Braided Composite Rope 9/16" x 300' (14.3 mm x 91 m)
A 35284	35284	Double-Braided Composite Rope 9/16" x 600' (14.3 x 182 m)
A 35285	35285	Double-Braided Composite Rope 9/16" x 1,200 (14.3 mm x 365 m)
A 3048	23362	Storage Box
A 2142	31651	Storage Box (requires boom to be removed from puller)
00149	00149	UT-4 Nose Retrofit Kit
00194	00194	UT-4 Control Box Retrofit Kit

NOTE: Rope is a very critical link in the cable pulling system. See page 203 for proper pulling rope selection.

G3 Tugger® Cable Puller

**NEW
PRODUCT**



G3

- 3X faster set-up than competition - no loose pieces
- 20% faster than competition †
- 25% stronger than competition †
- Clamp easily adjusts for different sizes of conduit
- Right angle sheave safely keeps operators out of direct line of pulls
- Portable handle and wheels for increased mobility around jobsites
- Change tail length, pull direction, and angle of pull with ease
- Can hook on the back of a truck hitch
- Customized motor with circuit breaker specifically designed for cable pulling

SPECIFICATIONS

Pulling Force	Continuous rating	1,200 lbs.
	Intermittent rating	2,000 lbs.
Drive Motor	120 VAC, 50/60 Hz, 12 Amps	
Weight	123 lbs.	
Pulling Speeds	High Speed capstan	
	No Load:	97 ft/min
	500 lb. Load (227 kg)	59 ft/min
	1,000 lb. Load (455 kg)	36 ft/min
	Low Speed Capstan	
No Load:	41 ft/min	
1,000 lb. Load (455 kg)	21 ft/min	
2,000 lb. Load (909 kg)	13 ft/min	
Pulling Rope	1/2" polyester (10,000 lb. minimum breaking strength) *Greenlee recommends that only low stretch polyester rope be used with the G3 High stretch ropes can release large amounts of energy should they break during use.	
Conduit Size	1" or larger	
Pulling Capabilities	3 x 500 kcmil cable 500' with 2 x 90° bends	
	3 x 500 kcmil cable 250' with 4 x 90° bends	
	8 x 4/0 AWG cable 300' with 3 x 90° bends	



CAT. NO.	UPC NO.	DESCRIPTION
N G3	00905	G3 Tugger®

† When compared to competitive models

NOTE: Rope is a very critical link in the cable pulling system. See page 203 for proper pulling rope selection.

TUGGER ACCESSORIES

Deluxe Force Gauge



00967



- Measures tension on the rope, to an accuracy of $\pm 5\%$
- Accuracy is not affected by initial rope size, or the change in rope size as it is loaded
- 0-10 VDC Analog output to optional strip chart recorder for permanent record of pulling force
- Switchable 120VAC receptacle for chart recorder
- Use with pulling rope up to 7/8" diameter (22.2 mm) maximum, and also use with Kevlar® tape

SPECIFICATIONS

Deluxe Force Gauge Accuracy $\pm 5\%$

- Use with any puller that uses Versi-Boom system.
Including : 6005, 6004, 645 and 643

CAT. NO.	UPC NO.	DESCRIPTION
00967	00967	Deluxe Force Gauge
A 33901	33901	Strip Chart Recorder
R 22410	22410	Fan Fold Chart Paper- 15 pack
R 22451	22451	Recorder Pens- 5 pack

Cable Pull Force Estimator



- Calculates estimated cable pulling force requirements based on user inputs
- Simple to follow instructions included on the calculator
- Consists of an Excel® based calculator that can be used either from the supplied CD or downloaded
- Works with Windows 7, Vista, XP and Mac OS

CAT. NO.	UPC NO.	DESCRIPTION
PF8	20956	Cable Pull Force Estimator* (CD-ROM)

*Microsoft® Excel® Required

Foot Switch for Cable Pullers



444



- Use with UT2™, 640, 6001, 6500 or 6800 cable pullers to add foot control
- Foot pressure required to operate


SPECIFICATIONS

Power Source 120 VAC
Weight 3.5 lbs. (1.6 kg)

CAT. NO.	UPC NO.	DESCRIPTION
444	01874	Foot Switch

PULLING ACCESSORIES

Hook Sheaves - 8,000lb Capacity



- For use with UT8, UT5, 6001, UT4 and UT2™ cable pullers
- Strong, welded steel frames
- Forged steel closure type hooks with 1" (25.4 mm) opening
- All three sheaves are aluminum alloy with self-lubricating bearings

SHEAVE	8012		8018		8024	
DIAMETER	12" (304.8 MM)		18" (457.2 MM)		24" (609.6 MM)	
DESCRIPTION	CAT. NO.	UPC NO.	CAT. NO.	UPC NO.	CAT. NO.	UPC NO.
Roll Pin	50700	50700	50700	50700	50700	50700
Sheave Pin	00838	00838	00838	00838	00838	00838
Sheave Unit	00843	00843	00844	00844	00845	00845
Yoke Frame	00854	00854	00855	00855	00856	00856

SPECIFICATIONS

CAT. NO.	UPC NO.	OUTSIDE DIAMETER	INSIDE RADIUS	WIDTH	WEIGHT	MAXIMUM RATED CAPACITY
8012	00872	12" (304.8 mm)	3-7/8" (98.4 mm)	5" (127 mm)	28 lbs (12.7 kg)	8,000 lbs. (35.8 kN)
8018	00873	18" (457.2 mm)	7" (177.8 mm)	6" (152.4 mm)	44 lbs (19.9 kg)	8,000 lbs. (35.8 kN)
8024	00874	24" (609.6 mm)	9-7/8" (250.8 mm)	6-1/2" (165.1 mm)	67 lbs (30.3 kg)	8,000 lbs. (35.8 kN)

Hook-Type Sheaves - 4,000lb Capacity



- Strong, welded steel frames
- Forged steel closure-type hooks with 1" (25.4 mm) opening
- 5" (127 mm) wide aluminum alloy sheaves with self-lubricating bearings
- Select a sheave with a maximum rated capacity that meets or exceeds the cable puller's maximum pulling force

CAT. NO.	UPC NO.	DESCRIPTION
650	15324	6" (152.4 mm) dia. Hook Sheave with 1-1/2" (38.1 mm) min. radius
651	15325	12" (304.8 mm) dia. Hook Sheave with 3-5/16" (84.1 mm) min. radius
652	15326	18" (457.2 mm) dia. Hook Sheave with 7" (177.8 mm) min. radius
653	15327	24" (609.6 mm) dia. Hook Sheave with 9-13/16" (249.2 mm) min. radius

SPECIFICATIONS

Maximum Rated Capacity	4,000 lbs. (17.8 kN)
Weight	650 - 8.8 lbs. (4 kg) 651 - 15 lbs. (6.8 kg) 652 - 25 lbs. (11.3 kg) 653 - 35 lbs. (15.9 kg)

SHEAVE	650		651		652		653	
DIAMETER	6" (152.4 MM)		12" (304.8 MM)		18" (457.2 MM)		24" (609.6 MM)	
DESCRIPTION	CAT. NO.	UPC NO.	CAT. NO.	UPC NO.	CAT. NO.	UPC NO.	CAT. NO.	UPC NO.
Sheave Pin	16797	16797	16797	16797	16797	16797	16797	16797
Sheave	15362	15362	15358	15358	15363	15363	15364	15364
Sheave Bushing (2)	16798	16798	16798	16798	16798	16798	16798	16798
Yoke Frame	16799	16799	16800	16800	16801	16801	16802	16802

Right-Angle Twin Yoke Sheave - 4,000lb Capacity



- 9-13/16" (249 mm) minimum radius
- Strong welded steel yokes
- Forged steel closure type hook with 1" (25.4 mm) opening
- 5" (127 mm) wide aluminum alloy sheave with self-lubricating bearings
- Yokes rotate independently to fit various setups
- Use with any cable puller whose maximum pulling force is 4,000 lbs (17.8 kN) or less

CAT. NO.	UPC NO.	DESCRIPTION
639	17265	Right Angle Twin Yoke Sheave with 9-13/16" (249 mm) min. radius

SPECIFICATIONS

Maximum Rated Capacity	4,000 lbs. (17.8 kN)
Weight	45 lbs. (20.4 kg)

SHEAVE	6036		
DESCRIPTION	CAT. NO.	UPC NO.	QUANTITY
Sheave Pin	17266	17266	1
Sheave	15364	15364	1
Sheave Bushing	16798	16798	2
Yoke Frame	17299	17299	2

Conveyor Sheaves - 4,000lb Capacity



- Aluminum frame with a series of sheaves to form a large radius
- Yokes with cast steel closure-type hooks with a 1" (25.4 mm) opening
- 5" (127 mm) wide aluminum alloy sheaves
- Use with any cable puller whose maximum pulling force is 4,000 lbs (17.8 kN) or less

SPECIFICATIONS

Maximum Pulling Force	4,000 lbs. (17.8 kN)
Weight	4024 - 54 lbs. (24.5 kg)
	4036 - 60 lbs. (27 kg)
	4048 - 83 lbs. (38 kg)

CAT. NO.	UPC NO.	DESCRIPTION
4024	26368	24" (609.6 mm) Conveyor Sheave with 6 sheave wheels
4036	26369	36" (914.4 mm) Conveyor Sheave with 8 sheave wheels
4048	26370	48" (1219 mm) Conveyor Sheave with 10 sheave wheels
R 19185	19185	Yoke frame
R 15362	15362	Sheave w/bearings
R 19186	19186	Sheave Pin
R 31573	31573	Sheave Pin

Triple Sheave Cable Guide - 6,500lb Capacity



- Adjustable center sheave for 19-1/2" (495 mm) or 36" (914 mm) radius
- Forged steel closure type hook with 1-1/2" (38.1 mm) opening
- Aluminum frames for light weight
- Steel yoke is pinned for easy removal
- 21-7/8" (555 mm) high, 24" (610 mm) long, 7-3/8" (187 mm) wide with 5" (127 mm) wide sheaves
- Use with any cable puller whose maximum pulling force is 6,500 lbs (28.9 kN) or less

SHEAVE DESCRIPTION	6036		
	CAT. NO.	UPC NO.	QUANTITY
Sheave Axle	31573	31573	3
Sheave Bolt Washer	51434	51434	6
Sheave Pin	29600	29600	1
Sheave Bushing	16798	16798	6
Sheave	15362	15362	3

Sheave Bolt is a 3/8"-24 x 3/4" hex head socket head cap screw (grade 5) and is available at most hardware stores.

SPECIFICATIONS

Maximum Rated Capacity	6,500 lbs. (28.9 kN)
Weight	28 lbs. (12.7 kg)

CAT. NO.	UPC NO.	DESCRIPTION
6036	31569	Triple Sheave Cable Guide

Feeding Sheaves



441-4

- Yoke frame slides into the end of conduit and holds sheave, allowing the cable being fed into the conduit to smoothly roll over the sheave
- 5" (127 mm) wide aluminum alloy sheave with self-lubricating bearings
- Split tube for easy removal after cable is installed
- See the Capacity Table (below)

SPECIFICATIONS

Rated Capacity See Capacity Table Below for details.

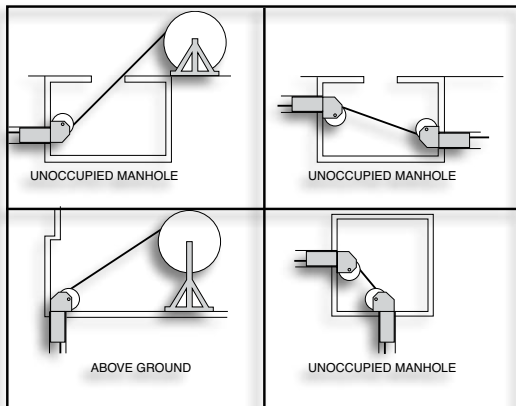
Weight	Width of Shaft Opening
441-2 – 9 lbs. (4.5 kg)	441-2 – 1.24"
441-2-1/2 – 11 lbs. (5 kg)	441-2-1/2 – 1.37"
441-3 – 14 lbs. (6.4 kg)	441-3 – 1.79"
441-3-1/2 – 17 lbs. (7.7 kg)	441-3-1/2 – 1.75"
441-4 – 19 lbs. (8.6 kg)	441-4 – 1.99"
441-5 – 26 lbs. (11.8 kg)	441-5 – 2.23"
441-6 – 28 lbs. (12.7 kg)	441-6 – 2.75"



SHEAVE DIAMETER DESCRIPTION	441-2		441-2-1/2		441-3		441-3-1/2		441-4		441-5	
	2" CONDUIT		2-1/2" CONDUIT		3" CONDUIT		3-1/2" CONDUIT		4" CONDUIT		5" CONDUIT	
	CAT. NO.	UPC NO.	CAT. NO.	UPC NO.	CAT. NO.	UPC NO.	CAT. NO.	UPC NO.	CAT. NO.	UPC NO.	CAT. NO.	UPC NO.
Sheave Pin	25160	25160	25160	25160	25160	25160	25160	25160	25160	25160	25160	25160
Sheave	15362	15362	15362	15362	15362	15362	15362	15362	15362	15362	15362	15362

CAPACITY TABLE

ANGLE OF PULL	441-2	441-2-1/2	441-3	441-3-1/2	441-4	441-5
15°	1750 lbs. 7.7 kN	1900 lbs. 8.4 kN	6050 lbs. 26.9 kN	6500 lbs. 28.9 kN	6500 lbs. 28.9 kN	6500 lbs. 28.9 kN
30°	900 lbs. 4.0 kN	1000 lbs. 4.4 kN	3150 lbs. 14.0 kN	5050 lbs. 22.4 kN	6500 lbs. 28.9 kN	6500 lbs. 28.9 kN
45°	650 lbs. 2.8 kN	700 lbs. 3.1 kN	2200 lbs. 9.7 kN	3550 lbs. 15.7 kN	5200 lbs. 23.1 kN	6500 lbs. 28.9 kN
60°	500 lbs. 2.2 kN	550 lbs. 2.4 kN	1800 lbs. 8.0 kN	2900 lbs. 12.8 kN	4200 lbs. 18.6 kN	6000 lbs. 26.6 kN
75°	450 lbs. 2.0 kN	500 lbs. 2.2 kN	1600 lbs. 7.1 kN	2600 lbs. 11.5 kN	3650 lbs. 16.2 kN	5500 lbs. 24.4 kN
90°	450 lbs. 2.0 kN	500 lbs. 2.2 kN	1550 lbs. 6.8 kN	2500 lbs. 11.1 kN	3500 lbs. 15.5 kN	5250 lbs. 23.3 kN



Manhole Sheaves for UT2™, Tugger® and Super Tugger®



- High-strength aluminum alloy frame for easy setup
- Adjustable, a full range of sheave pin positions over the frame length to accommodate most manhole setups
- 18" (457 mm) diameter aluminum alloy sheaves with 7" (178 mm) minimum radius and 5" (127 mm) width
- Self-lubricating bearings for easier cable pulling

SPECIFICATIONS

Maximum Rated Capacity 6072 - 6,500 lbs. (28.9 kN)
Weight 6072 - 190 lbs. (86.2 kN)

CAT. NO.	UPC NO.	DESCRIPTION
6072	31395	12' (3.7 m) Manhole Sheave

Nylon Cable Protector



- Fits in the end of conduit to shield the cable from sharp edges as it is being fed through
- Rugged nylon resists abrasion

SPECIFICATIONS

Weight 488-2 - 0.08 lbs. (36 g)
 488-3 - 0.2 lbs. (90 g)

CAT. NO.	UPC NO.	DESCRIPTION
488-2	32928	Nylon Cable Protector for 2" and 2-1/2" conduit
488-3	32929	Nylon Cable Protector for 3" - 6" conduit

Cable Guide



- Position where cables are being pulled over sharp edges

SPECIFICATIONS

Weight 489 - .5 lbs. (227 g)
Size 13" L x 3-1/4" W x 12" radius

CAT. NO.	UPC NO.	DESCRIPTION
489	32930	Nylon Cable Guide

Light Base Sheave



459

- Mounts directly to existing square light pole bolt patterns
- Slotted mounting holes fit a wide range of bolt circle sizes
- Tall enough to position sheave above most conduits
- Rugged welded steel base structure
- Allows user to install wires into outdoor light bases by pulling horizontally
- Also can be used to feed wires into vertical light base conduit

SPECIFICATIONS

Overall Height 14-1/2" (368 mm)
Weight 18 lbs. (8.2 kg)
Bolt Circle Capability 7.8" (198 mm) to 14.8" (376 mm) diameter
Maximum Mounting Bolt Dia. 1" (25 mm) diameter at 7.8" (198 mm) bolt circle
 1-1/2" (38 mm) at 14.8" (376 mm) bolt circle
Pulling Capacity 500 lbs. (227 kg)

CAT. NO.	UPC NO.	DESCRIPTION
459	89800	Light Base Sheave

CABLE TRAY FEEDER AND ACCESSORIES

CTF-200

**NEW
PRODUCT**



- Quick clamping onto cable, can handle up to 2" (50.8 mm) in outer cable diameter
- 360° swivel pins to easily release cable from all sides with no loose pieces
- Designed specifically to handle electrical cable with 5 grooves to grab cable safely and evenly
- Pre set to aid up to 200 lbs (90.7 kg) of force to prevent damage to the insulation of the cable
- Quickly adjust legs and feeder into position utilizing no loose pieces
- Safely control feeder up to 8' (2.4 m) away with pendant
- Quick set up utilizing a ratchet strap to safely and securely mount to tray

CAT. NO.	UPC NO.	DESCRIPTION
N CTF-200	03644	Cable Tray Feeder

CR25




- Six nylon rollers provide smooth movement of cable and prevent cable damage
- Pull pin makes opening and closing to insert and remove cables a simple one step operation
- Adjustment clamp allows the CR25 to be swiveled and/or rotated into any position
- Heavy duty 12 gauge cold rolled steel construction for durability and zinc dichromate finish prevents corrosion
- Up to 20 network cables can be pulled at one time
- Easily attaches to wooden framing members using a lag bolt and the hole in the mounting bracket of the CR25
- May also be used with coax, NM, small size THHN, and similar cables

SPECIFICATIONS

Roller Opening Size	3" (76 mm) square
Weight	2 lb. (1 kg)

CAT. NO.	UPC NO.	DESCRIPTION
CR25	12211	Cable Roller Guide

Tray-Type Sheaves



- Steel frame easily attaches to cable tray up to 2" (50.8 mm) thick
- Helps roll and guide tray pulls
- Make tray pulls easier
- 5" (127 mm) wide aluminum alloy sheaves with self lubricating bearings

SPECIFICATIONS

Size	658 – 12" (304.8 mm) long	659 – 22" (558.8 mm) long
Weight	658 – 11 lbs. (5 kg)	659 – 17 lbs. (7.7 kg)

CAT. NO.	UPC NO.	DESCRIPTION
658	15332	Tray-Type Sheave
659	19094	Tray-Type Sheave

660QA Quick Adjust Sheave Roller

NEW PRODUCT



660QA

- Quick and easy adjustment of slide leg
- 7X faster setup and disassembly than competition
- 11" to 20" adjustable sliding leg
- Self-lubricated bearings need no maintenance
- Wide edge hook fits on common ladder tray sizes
- One design quickly adjusts to fit common tray configurations
- No loose pieces

	CAT. NO.	UPC NO.	DESCRIPTION
N	660QA	02768	Sheave-Tray, Quick Adjust
R N	03471	03471	Sheave Hardware Kit

CTR100 Cable Tray Roller

NEW PRODUCT




CTR100

- 2X faster setup and disassembly than competition
- Rated for 100lbs
- Overlapping roller design prevents rope or cable from potential pinch points
- Compact design fits into tight spaces
- Easy cable release with no loose pieces
- Quick adjust push button for faster setup time and disassembly time

	CAT. NO.	UPC NO.	DESCRIPTION
N	CTR100	02810	Roller, Cable
R N	03472	03472	Roller Replacement Kit
R N	03473	03743	Frame and Pin Kit
R N	03746	03746	Handle Assembly Kit

CTR200 Cable Tray Roller

NEW PRODUCT

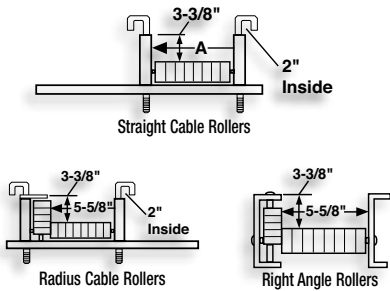


CTR200

- Rated for 200lbs (90kg)
- Adjustable leg to fit on tray widths of up to 36" (914.4mm)
- Securely fastens to various types of cable tray rails
- Easy cable release and positioning of roller guide with no loose pieces
- Quickly fastens mounting system to tray with auto retractable ratchet strap
- Roller guide opens from the left to right side allowing the cable release to be easily accessible
- Overlapping roller design prevents rope or cable from potential pinch points


	CAT. NO.	UPC NO.	DESCRIPTION
N	CTR200	02797	Roller, Cable
R N	03472	03472	Roller Replacement Kit
R N	03473	03473	Frame and Pin Kit
R N	03474	03474	Ratchet Kit

Cable Tray Rollers



SPECIFICATIONS

Weight	2018S – 8 lbs. (3.6 kg)	2018R – 11 lbs. (5 kg)
	2024S – 10 lbs. (4.5 kg)	2024R – 12 lbs. (5.4 kg)
	2030S – 13 lbs. (5.9 kg)	2030R – 13 lbs. (5.9 kg)
	2036S – 15 lbs. (6.8 kg)	2036R – 14 lbs. (6.3 kg)
	20249R – 41 lbs. (18.6 kg)	20369R – 53 lbs. (24 kg)



- Installed up through the bottom of the tray for easy removal after the cable is installed
- Individual rollers keep rolling with each cable even after several cables have been installed in the tray
- Steel ball bearing rollers for long life and less friction
- Steel welded frame
- Adjustment slots and universal mounting brackets

CAT. NO.	UPC NO.	DESCRIPTION
28170	28170	J-Hook

CAT. NO.	UPC NO.	DIMENSION A
2018S	27383	6-5/16" (160.3 mm)
2024S	27384	12-1/2" (317.5 mm)
2030S	27386	18-11/16" (474.7 mm)
2036S	27387	24-7/8" (631.8 mm)

CAT. NO.	UPS NO.	DESCRIPTION
----------	---------	-------------

STRAIGHT CABLE ROLLERS

2018S	27383	Straight Cable Roller for 12" - 18" (304.8 - 457.2 mm) wide tray
2024S	27384	Straight Cable Roller for 20" - 24" (508 - 609.6 mm) wide tray
2030S	27386	Straight Cable Roller for 24" - 30" (609.6 - 762 mm) wide tray
2036S	27387	Straight Cable Roller for 30" - 36" (762 - 914.4 mm) wide tray

RADIUS CABLE ROLLERS

2018R	27388	Radius Cable Roller for 12" - 18" (304.8 - 457.2 mm) wide tray
2024R	27389	Radius Cable Roller for 20" - 24" (508 - 609.6 mm) wide tray
2030R	27390	Radius Cable Roller for 24" - 30" (609.6 - 762 mm) wide tray
2036R	27391	Radius Cable Roller for 30" - 36" (762 - 914.4 mm) wide tray

RIGHT ANGLE CABLE ROLLERS

20249R	27392	Right Angle Rollers 24" (609.6 mm) radius 90°
20369R	27393	Right Angle Rollers 36" (914.4 mm) radius 90°

Haines Cable Tray Rollers



- Highly economical system of 1-1/2" steel conduit spindles, high-impact ABS plastic rollers and simple clips
- Rollers snap in and out of clips fast and easy
- Mounting clips fit onto the top of most I-Beam and C-Channel trays, so existing wire is not disturbed
- 8" (203.2 mm) to 48" (1219.2 mm) wide rollers are available, using expandable roller halves and 3" (76.2 mm) PVC conduit
- Use Greenlee Cable-Cream™ (see p. 213) to lube spindle and roller, this lubricant is compatible with all cable insulation types

CAT. NO.	UPC NO.	DESCRIPTION	SIZE
31931	31931	Haines Roller 6" (152.4 mm) dia.	7" (177.8 mm) wide
31925	31925	Expandable Roller Half	Used to make 8" (203.2 mm) to 48" (1219.2 mm) wide roller
31926	31926	Coupling 3" (76.2 mm) long	3-1/2" (88.9 mm) dia.
31927	31927	Mounting Clip	Use with 1-1/2" Rigid Steel Conduit
31930	31930	Spindle (includes End Caps)	1-1/2" Rigid Conduit x 40" (1016 mm) long
31929	31929	End Cap	Fits 1-1/2" Rigid Conduit

ROPE

Double-Braided Composite Rope for Cable Pullers



35283

- Double-braided inner core with an extra double-braided outer jacket for added strength and less stretch; white with green tracer
- Rot and mildew resistant
- Factory spliced eyes at both ends
- Lowest stretch
- Select a rope with a maximum rated capacity that meets or exceeds the cable puller's maximum pulling force



ROPE DIAMETER	ROPE LENGTH		CAT. NO.	UPC NO.	MAXIMUM		AVERAGE		WEIGHT		ROPE STAND
					RATED CAPACITY		BREAKING STRENGTH		LBS.	KG	
FOR THE 805 PULLER 3/8" (9.5 mm)	300'	91m	450	23773	1200 lbs.	3.6 kN	3700 lbs.	16.4 kN	14.3	6.5	406
	600'	182m	451	23775	1200 lbs.	3.6 kN	3700 lbs.	16.4 kN	31.0	14.3	644
	1,200'	365m	452	23776	1200 lbs.	3.6 kN	3700 lbs.	16.4 kN	60.0	27.2	644
FOR THE G3 & UT2™ PULLER 1/2" (12.7 mm)	300'	91m	455	23774	2,200 lbs.	8.9 kN	10,000 lbs.	44.4 kN	34	15.4	644
	600'	182m	456	23777	2,200 lbs.	8.9 kN	10,000 lbs.	44.4 kN	75	34	644
FOR THE UT4 & 640 PULLER 9/16" (14.3 mm)	300'	91m	35283	35283	4,000 lbs.	17.8 kN	16,000 lbs.	71.1 kN	28	12.7	644
	600'	182m	35284	35284	4,000 lbs.	17.8 kN	16,000 lbs.	71.1 kN	63	28.6	644
	1,200'	365m	35285	35285	4,000 lbs.	17.8 kN	16,000 lbs.	71.1 kN	130	59	†
FOR THE 6001 & 6501 PULLER 3/4" (19.1 mm)	300'	91m	35098	35098	6,500 lbs.	28.9 kN	26,000 lbs.	115.6 kN	58	26.3	644
	600'	182m	35100	35100	6,500 lbs.	28.9 kN	26,000 lbs.	115.6 kN	113	51.3	654
	1,200'	365m	35101	35101	6,500 lbs.	28.9 kN	26,000 lbs.	115.6 kN	230	104.3	†
FOR THE 6800 (UT8) PULLER & UT10-2S 7/8" (22.2 mm)	300'	91m	34136	34136	8,000 lbs.	35.6 kN	32,000 lbs.	142.3 kN	90	40.8	654
	600'	182m	34137	34137	8,000 lbs.	35.6 kN	32,000 lbs.	142.3 kN	178	80.7	654
	1,200'	365m	34138	34138	8,000 lbs.	35.6 kN	32,000 lbs.	142.3 kN	359	163.3	†

Polypro General Purpose Rope



405 Rope Stand sold separately. See page 444.

- **Not for cable pulling.** See the ropes listed with cable pullers for recommended cable pulling ropes
- Highly-visible, bright yellow with green tracer, excellent for roping off areas on construction sites
- Rot and mildew resistant
- Weather resistant
- Economical general purpose rope



ROPE DIAMETER	ROPE LENGTH		CAT. NO.	UPC NO.	BREAKING STRENGTH		AVERAGE WEIGHT	
							LBS.	KG
3/16" (4.8 mm)	250'	76 m	408	21467	720 lbs.	3.2 kN	3	1.4
	600'	182 m	409	21468	720 lbs.	3.2 kN	6	2.7
1/4" (6.4 mm)	250'	76 m	412	21471	1130 lbs.	5.0 kN	4	1.8
	600'	182 m	413	21472	1130 lbs.	5.0 kN	9	4.1
	1,000'	304 m	414	21474	1130 lbs.	5.0 kN	13	5.9
3/8" (9.5 mm)	250'	76 m	417	21477	2430 lbs.	10.8 kN	9	4.1
	600'	182 m	418	21520	2430 lbs.	10.8 kN	19	8.6
1/2" (12.7 mm)	250'	76 m	421	21480	3780 lbs.	16.8 kN	15	6.8
	600'	182 m	422	21521	3780 lbs.	16.8 kN	35	15.9

SWIVELS & ROPE CONNECTORS

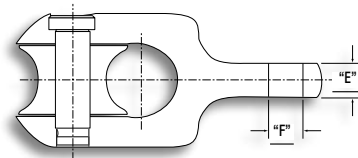
Rope-to-Swivel Connectors



- Rope-to-swivel connectors connect the cable pulling rope, up to 1" (254 mm) in diameter, to the pulling swivel
- Makes connecting the pulling rope and the pulling swivel easier
- Connectors feature a removable sheave for rope eye
- Select the connector with a maximum rated capacity that meets or exceeds the cable puller's maximum pulling force

CAT. NO.	UPC NO.	MAX. RATED CAPACITY IN CONDUIT		MAX. RATED CAPACITY OVERHEAD		DIAMETER		LENGTH		"E"		"F"		USE ON SWIVEL
		LBS.	KN	LBS.	KN	IN.	MM	IN.	MM	IN.	MM	IN.	MM	
39905	39905	5,000	22.2	3,000	13.3	2	50.8	4-11/16	119	7/16	11.12	13/32	10.32	39107
39904	39904	7,000	31.1	4,200	18.6	2	50.8	4-11/16	119	1/2	12.7	1/2	12.7	39108
39903	39903	10,000	44.4	6,000	26.6	2	50.8	4-11/16	119	9/16	14.3	5/8	15.9	39109
39902	39902	10,000	44.4	6,000	26.6	2	50.8	4-11/16	119	11/16	17.5	11/16	17.5	39110

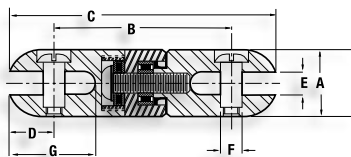
CAT. NO.	UPC NO.	DESCRIPTION
39849	39849	Sheave
39850	39850	Sheave Pin



Swivels



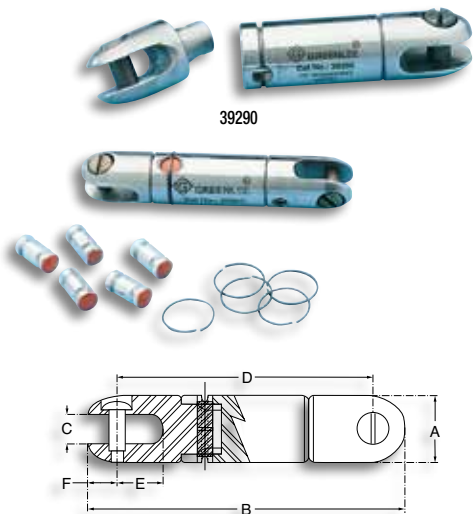
- Helps eliminate winding and tangling of rope and cable during pull
- Connects grip and pulling rope
- All stainless steel body construction
- Efficient thrust and roller bearing construction allows smooth rotation, even under full load
- Clevis pins are "shoulder bolt" style, so load on both sides of clevis is taken on the shoulder, not on the thread
- Select the swivel with a maximum rated capacity that meets or exceeds the cable puller's maximum pulling force



CAT. NO.	UPC NO.	MAXIMUM RATED CAPACITY		A DIAMETER		B	C	D	E	F DIAMETER		G	WEIGHT		REPLACEMENT* PIN KIT					
		LBS.	KN	IN.	MM					IN.	MM		IN.	MM		IN.	MM	LBS.	KG	UPC NO.
39106	39106	2,250	11.1	7/8	22.2	2-5/8	66.7	3-1/2	88.9	7/16	11.1	3/8	9.5	5/16	7.9	31/32	24.6	.4	.16	39112
39107	39107	5,000	22.2	1-1/4	31.8	3-1/16	77.8	4-1/8	104.5	17/32	13.5	1/2	12.7	13/32	10.3	1-9/32	32.5	1.0	.45	39112
39108	39108	7,000	31.1	1-3/8	34.9	3-9/32	83.3	4-17/32	115.1	5/8	15.9	9/16	14.3	1/2	12.7	1-3/8	34.9	1.0	.45	39114
39109	39109	10,000	44.4	1-5/8	41.3	3-15/16	100	5-7/16	138.1	3/4	19.1	5/8	15.9	5/8	15.9	1-23/32	43.7	2.0	.91	39115
39110	39110	15,000	66.7	2	50.8	4-11/16	119.1	6-9/16	166.7	15/16	23.8	3/4	19.1	11/16	17.5	2	50.8	4.0	1.81	39116
39111	39111	25,000	111.2	2-3/8	60.3	5-11/16	144.5	8-7/16	214.3	1-3/16	30.2	1	25.4	7/8	22.2	2-25/32	70.6	7.0	3.18	39117

* Replacement Pin Kits contain two (2) Replacement Pins

Breakaway Swivels



- Acts as a mechanical fuse, breaking away at a preset load to prevent damage to expensive cable
- Breakaway pins can be replaced to change breakaway values

BREAKAWAY PIN KITS

CAT. NO.	UPC NO.	BREAKING POINT LBS.	BREAKING POINT KN	COLOR CODE	USE WITH
39294	39294	200 lbs.	0.9 kN	WHITE	
39295	39295	400 lbs.	1.8 kN	YELLOW	39290
39296	39296	600 lbs.	2.7 kN	ORANGE	5/8" Swivel
39297	39297	675 lbs.	3.0 kN	BLACK	
39302	39302	200 lbs.	0.9 kN	WHITE	
39303	39303	400 lbs.	1.8 kN	YELLOW	39298
39304	39304	600 lbs.	2.7 kN	ORANGE	7/8" Swivel
39306	39306	800 lbs.	3.6 kN	GREY	
39308	39308	1000 lbs.	4.4 kN	RED	

BREAKAWAY SWIVEL BODY ONLY

CAT. NO.	UPC NO.	A		B		C		D		E		F	
		INCH	MM	INCH	MM	INCH	MM	INCH	MM	INCH	MM	INCH	MM
39290	39290	5/8	15.9	3-7/32	81.8	9/32	7.1	2-23/32	69.1	7/16	11.1	1/4	6.4
39298	39298	7/8	22.2	4-7/32	107.2	3/8	9.5	3-11/32	84.9	17/32	13.5	5/16	7.9

Rope Clevis

For forged eye grips

For forged eye grips



For flexible eye grips



- Removable bolt and rope sheave
- Removable grip eye bolt
- Select the clevis with a rating that meets or exceeds the cable puller's maximum pulling force
- Removable sheave for rope eye

CAT. NO.	UPC NO.	DESCRIPTION
578	31910	Rope Clevis
579	31905	Rope Clevis
678	19524	Rope Clevis

SPECIFICATIONS

Maximum Rated Capacity	Weight	Length	Width	Inside Diameter
578 – 6,500 lbs. (28.9 kN)	0.9 lbs. (408 g)	3.0" (76 mm)	1.406" (36 mm)	1.25" (32 mm)
579 – 10,000 lbs. (44.4 kN)	1.3 lbs. (589 g)	3.5" (89 mm)	1.84" (47 mm)	1.5" (38 mm)
678 – 6,500 lbs. (28.9 kN)	1.3 lbs. (589 g)	3.5" (89 mm)	1.75" (44 mm)	0.94" (24 mm)

GRIPS

Gator Grips™

- 2 minute set-up
- 6 Grips cover the cable size from 1AWG through 1000 MCM
- 5 different harness lengths to prevent overlap during cable pull
- Use Greenlee EK12IDL or HK12ID to crimp any size without changing dies



CAT. NO.	UPC NO.	DESCRIPTION
GG1-1/OXS	05469	Grip Assy, 1-1/0 Extra Short
GG1-1/OS	05470	Grip Assy, 1-1/0 Short
GG1-1/OM	05471	Grip Assy, 1- 1/0 Medium
GG1-1/OL	05472	Grip Assy, 1- 1/0 Long
GG1-1/OXL	05473	Grip Assy, 1-1/0 Extra Long
GG2/0-4/OXS	05474	Grip Assy, 2/0-4/0 Extra Short
GG2/0-4/OS	05477	Grip Assy, 2/0-4/0 Short
GG2/0-4/OM	05478	Grip Assy, 2/0-4/0 Medium
GG2/0-4/OL	05479	Grip Assy, 2/0-4/0 Long
GG2/0-4/OXL	05480	Grip Assy, 2/0-4/0 Extra Long
GG250-350XS	05502	Grip Assy, 250-350 Extra Short
GG250-350S	05503	Grip Assy, 250-350 Short
GG250-350M	05504	Grip Assy, 250-350 Medium
GG250-350L	05505	Grip Assy, 250-350 Long
GG250-350XL	05506	Grip Assy, 250-350 Extra Long
GG400-500XS	05507	Grip Assy, 400-500 Extra Short
GG400-500S	05508	Grip Assy, 400-500 Short
GG400-500M	05509	Grip Assy, 400-500 Medium
GG400-500L	05510	Grip Assy, 400-500 Long
GG400-500XL	05511	Grip Assy, 400-500 Extra Long
GG600-750XS	05512	Grip Assy, 600-750 Extra Short
GG600-750S	05513	Grip Assy, 600-750 Short
GG600-750M	05514	Grip Assy, 600-750 Medium
GG600-750L	05515	Grip Assy, 600-750 Long
GG600-750XL	05516	Grip Assy, 600-750 Extra Long
GG1000XS	05517	Grip Assy, 1000 Extra Short
GG1000S	05518	Grip Assy, 1000 Short
GG1000M	05521	Grip Assy, 1000 Medium
GG1000L	05522	Grip Assy, 1000 Long
GG1000XL	05523	Grip Assy, 1000 Extra Long

SPECIFICATIONS


Wire Type	1 AWG – 1000 MCM Copper, Aluminum, Compressed and Compact (CU and AL)
------------------	--

RATED PULLING LOAD FOR REGULAR AND COMPACT STRANDED COPPER CABLE

RATED PULLING LOAD FOR REGULAR AND COMPACT STRANDED ALUMINUM CABLE

GRIP WIRE RANGE	WIRE SIZE	LOAD PER CABLE (LB)	LOAD FOR 3 CABLES (LB)	LOAD FOR 4 CABLES (LB)	LOAD FOR 5 CABLES (LB)	LOAD PER CABLE (LB)	LOAD FOR 3 CABLES (LB)	LOAD FOR 4 CABLES (LB)	LOAD FOR 5 CABLES (LB)	MINIMUM CONDUIT SIZE (IN)
1 TO 1/0	1	1,200	3,600	4,800	6000	500	1500	2000	2500	1-1/4
	1/0	2,000	6,000	8,000	10000	650	1950	2600	3250	1-1/4
	2/0	2,000	6,000	8,000	10000	800	2400	3200	4000	1-1/2
2/0 TO 4/0	3/0	2,000	6,000	8,000	10000	900	2700	3600	4500	2
	4/0	2,000	6,000	8,000	10000	1000	3000	4000	5000	2
	250	2,000	6,000	8,000	8000	1600	4800	6400	8000	2
250-350	300	2,000	6,000	8,000	10000	1700	5100	6800	8500	2-1/2
	350	2,500	7,500	10,000	12500	2200	6600	8800	11000	2-1/2
400-500	400	2,500	7,500	10,000	12500	1900	5700	7600	9500	2-1/2
	500	2,500	7,500	10,000	12500	2500	7500	10000	12500	3
600-750	600	2,500	7,500	10,000	9000	1500	4500	6000	7500	3
	750	3,000	9,000	12,000	15000	2300	6900	9200	11500	3-1/2
1000	1,000	3,000	9,000	12,000	15000	3500	10500	14000	17500	3-1/2

Set Screw Clamp Pulling Grips



Each grip has two opposed set screws that provide positive locking. Openings in wire grip should be 50% filled with wire to assure slip-proof grip.

- Use to pull in 2" (50.8 mm) or larger conduit
- Type of pulls: heavy, long runs (629)
- Type of pull: light and medium (504)
- Type of grip: Flexible eye 1/4" (6.4 mm-629) (6.3 mm-504) diameter galvanized steel aircraft cable connected to 2 cable receptacles with 5/8" (15.9 mm) diameter opening and 2 clamping set screws
- Select pulling grips with a maximum-rated capacity that meets or exceeds the cable puller's maximum pulling force
- Minimum cable diameter is 3/8"

SPECIFICATIONS


Maximum Rated Capacity	Weight
504 – 1750 lbs. (28.9 kN)	504 – 5 lbs. (2.3 kg)
629 – 6,500 lbs. (28.9 kN)	629 – 5 lbs. (2.3 kg)
624 – 6,500 lbs. (28.9 kN)	624 – 3.5 lbs. (1.5 kg)
624S – 3,250 lbs. (14.5 kN)	624S – 2 lbs. (.9 kg)
624L – 3,250 lbs. (14.5 kN)	624L – 2.1 lbs. (1 kg)

SPECIFICATIONS

Capacity	1,750 lbs. (7.7 kN)
Weight	1.2 lbs. (.5 kg)
Size	Receptacle - 5/8" (15.9 mm)

CAT. NO.	UPC NO.	DESCRIPTION
504	23665	Set Screw Clamp-Type Pulling Grip
629	31855	Pulling Grip with Clevis includes 624S, 624L and 678 clevis - 4 clamp
624	31908	Pulling Grip includes 624S and 624L - 2 clamp each
624S	31866	Short Pulling Grip - 2 Clamp
624L	31867	Long Pulling Grip - 2 Clamp
R 51208	51208	Grip Allen Wrench
R 52352	52352	Grip Set Screw (2 per clamp), 629 and 624 - 8 for each grip 624L and 624S - 4 for each grip.

Cable Preparation Instructions for Set Screw Clamp-Type Pulling Grips



Strip cable approximately 3" (76 mm) of insulation off the end of the cable to be pulled. **NOTE:** The grip head should not be more than 60% filled nor less than 40% filled to assure that the set screw does not project above the surface of the grip body when the set screws are tightened down

The central core should be clipped away and the outer strands used in the grip head

Using the Allen Wrench provided, back out the set screws far enough to accommodate the stripped cables

Insert the bare wire strands into the grip head as far as they will go

Tighten both set screws in each grip securely against the conductors

CAUTION: If the set screws extend above the surface of the gripping head, damage to the conduit could result. To prevent this, wrap the head with electrical tape.

Pulling Grip Selection Guide

How to select correct pulling grip:

1. Select the type of grip needed.
2. Select the size of grip needed (see below).
3. Select a grip with maximum rated capacity that meets or exceeds the cable puller's maximum pulling force.

1. SELECT THE TYPE OF GRIP NEEDED.

GRIP TYPE	DESCRIPTION	TYPE OF EYE	SIZE RANGE DIA. INCHES (MM)	MAX. RATED CAPACITY – lbs. (KN)	USE TO PULL
Junior Grips	Single weave galvanized steel mesh	Flexible	.19-1.24 (4.8-31.5)	708 (3.5)	In conduit or tray – Building wire by hand.
Light Duty Grips	Single weave galvanized steel mesh	Flexible	.50-3.99 (12.7-101.3)	2940 (13.1)	In conduit or tray – Light-duty applications, short easy runs.
T-Type Grips	Double weave galvanized steel mesh	Flexible	.50-3.99 (12.7-101.3)	6200 (27.6)	In conduit or tray – Medium-duty applications
K-Type Grips	Double weave galvanized steel mesh	Rotating forged	.50-6.99 (12.7-177.5)	9600 (42.7)	In conduit or tray – Heavy-duty applications, long hard runs.
Multiple Strength Grips	Triple to double to single weave galvanized steel mesh	Rotating forged	.25-3.99 (6.4-101.3)	9600 (42.7)	Overhead transmission lines – Bare or insulated conductors, wire rope.
Slack Grips Rod Closing	Double weave galvanized steel mesh – rod closing – offset eye	Flexible	.50-3.99 (12.7-101.3)	2400 (12.7-101.3)	Where end of conductor is not available. Can be pulled straight only, rod will not flex.

2. SELECT THE SIZE OF GRIP NEEDED.

After determining the type of grip needed, measure the diameter of the cable being pulled. If pulling more than one cable "of the same diameter," refer to chart below for required grip diameter range. If pulling more than one cable "of different diameters," bundle cables together, measure the circumference

and refer to the chart on bottom of this page for required grip diameter range. Once the cable diameter or required grip diameter is determined, refer to individual chart for type of grip chosen to locate Catalog/UPC number.

2 CABLES DIA. EACH IN./(MM)	3 CABLES DIA. EACH IN./(MM)	4 CABLES DIA. EACH IN./(MM)	5 CABLES DIA. EACH IN./(MM)	6 & 7 CABLES DIA. EACH IN./(MM)	8 CABLES DIA. EACH IN./(MM)	9 CABLES DIA. EACH IN./(MM)	REQUIRED GRIP DIAMETER IN./(MM)
.30-.38/(7.6-9.7)	.25-.31/(6.4-7.9)	.22-.27/(5.6-6.9)	.19-.24/(4.8-6.1)	.17-.22/(4.3-5.6)	.15-.19/(3.8-6.1)	.14-.18/(3.6-4.6)	.50-.61/(12.7-15.5)
.38-.44/(9.7-11.2)	.31-.36/(7.9-9.1)	.27-.31/(6.9-7.9)	.24-.29/(6.1-7.4)	.22-.26/(5.6-6.6)	.19-.23/(6.1-5.8)	.18-.21/(4.6-5.3)	.62-.74/(15.7-18.8)
.44-.59/(11.2-15.0)	.36-.49/(9.1-12.4)	.31-.42/(7.9-10.7)	.29-.38/(7.4-9.7)	.26-.34/(6.6-8.6)	.23-.31/(5.8-7.9)	.21-.28/(5.3-7.1)	.75-.99/(19.1-25.1)
.59-.75/(15.0-19.1)	.49-.63/(12.4-16.0)	.42-.54/(10.7-13.7)	.38-.48/(9.7-12.2)	.34-.43/(8.6-10.9)	.31-.39/(7.9-9.9)	.28-.35/(7.1-8.9)	1.00-1.24/(25.4-31.5)
.75-.90/(19.1-22.9)	.63-.76/(16.0-19.3)	.54-.65/(13.7-16.5)	.48-.58/(12.2-14.7)	.43-.52/(10.9-13.2)	.39-.46/(9.9-11.7)	.35-.42/(8.9-10.7)	1.25-1.49/(31.8-37.8)
.90-1.07/(22.9-27.2)	.76-.89/(19.3-22.6)	.65-.77/(16.5-19.6)	.58-.67/(14.7-17.0)	.52-.60/(13.2-15.2)	.46-.54/(11.7-13.7)	.42-.49/(10.7-12.4)	1.50-1.74/(38.1-44.2)
1.07-1.22/(27.2-31.0)	.89-1.02/(22.6-25.9)	.77-.88/(19.6-22.4)	.67-.77/(17.0-19.6)	.60-.69/(15.2-17.5)	.54-.62/(13.7-15.7)	.49-.56/(12.4-14.2)	1.75-1.99/(44.5-50.5)
1.22-1.53/(31.0-39.9)	1.02-1.28/(25.9-32.5)	.88-1.10/(22.4-27.9)	.77-.96/(19.6-24.2)	.69-.86/(17.5-21.8)	.62-.77/(15.7-19.6)	.56-.71/(14.2-18.0)	2.00-2.49/(50.8-63.2)
1.53-1.83 / (38.9-46.5)	1.28-1.53/(32.5-38.9)	1.10-1.32/(27.9-33.5)	.96-1.16/(24.2-29.5)	.86-1.03/(21.8-26.2)	.77-.93/(19.6-23.6)	.71-.85/(18.0-21.6)	2.50-2.99/(63.5-75.9)
1.83-2.14/(46.5-54.4)	1.53-1.79/(38.9-45.5)	1.32-1.54/(33.5-39.1)	1.16-1.35/(29.5-34.3)	1.03-1.20/(26.2-30.5)	.93-1.08/(23.6-27.4)	.85-.99/(21.6-25.1)	3.00-3.49/(76.2-88.6)
2.14-2.44 / (54.4-62.0)	1.79-2.05/(45.5-52.0)	1.54-1.76/(39.1-44.7)	1.35-1.54/(34.3-39.1)	1.20-1.37/(30.5-34.8)	1.08-1.24/(27.4-31.5)	.99-1.13/(25.1-28.7)	3.50-3.99/(88.9-101.3)
2.44-2.75/(62.0-69.9)	2.05-2.30/(52.0-58.4)	1.76-1.98/(44.7-50.3)	1.54-1.74/(39.1-44.2)	1.37-1.55/(34.8-39.4)	1.24-1.39/(31.5-35.3)	1.13-1.27/(28.7-32.3)	4.00-4.49/(101.6-114.0)
2.75-3.06/(69.9-77.7)	2.30-2.56/(58.4-65.0)	1.98-2.20/(50.3-55.9)	1.74-1.93/(44.2-49.0)	1.55-1.72/(39.4-43.7)	1.39-1.55/(35.3-39.4)	1.27-1.41/(32.3-35.8)	4.50-4.99/(114.3-126.7)

MEASURE THE CIRCUMFERENCE OF THE WIRE BUNDLE

* Split grips require the next larger size.

CIRCUMFERENCE RANGE INCH	MM	REQUIRED GRIP DIAMETER INCH	MM
1.57- 1.95	39.9- 49.5	.50- .61	12.7 - 15.5
1.95- 2.36	49.5- 59.9	.62- .74	15.8 - 18.8
2.36- 3.14	59.9- 79.8	.75- .99	19.1 - 25.1
3.14- 3.93	79.8- 99.8	1.00- 1.24	25.4 - 31.5
3.93- 4.71	99.8- 119.6	1.25- 1.49	31.8 - 37.8
4.71- 5.50	119.6- 139.7	1.50- 1.74	38.1 - 44.2
5.50- 6.28	139.7- 159.5	1.75- 1.99	44.5 - 50.5
6.28- 7.85	159.5- 199.4	2.00- 2.49	50.8 - 63.2
7.85- 9.42	199.4- 239.3	2.50- 2.99	63.5 - 75.9
9.42- 11.00	239.3- 279.4	3.00- 3.49	76.2 - 88.6
11.00- 12.57	279.4- 319.3	3.50- 3.99	88.9 - 101.3
12.57- 14.14	319.3- 359.2	4.00- 4.49	101.6 - 114.0
14.14- 15.71	359.2- 399.0	4.50- 4.99	114.3 - 126.7

NOTE: Rope is a very critical link in the cable pulling system. See page 203 for proper pulling rope selection.

Basket-Type Pulling Grip Sets




- Handy set gives you the size range you need
- Have the correct grip on the job and save time

CAT. NO.	UPC NO.	DESCRIPTION
30758	30758	Building Wire Junior Grip Set - diameter range .25" - 1.24" (6.4 - 31.5 mm). Consists of 30588, 30590, 30592, and 30594, 30584, 30586.
597	31482	T-Type Grip Set - diameter range .75" - 1.99" (19 - 50.5 mm). Consists of 30576, 30578, and 31010.
598	31483	T-Type Grip Set - diameter range 1.50" - 2.99" (38.1 - 75.9 mm). Consists of 31010, 30580 and 31012.
599	31484	T-Type Grip Set - diameter range .75" - 2.99" (19 - 75.9 mm). Consists of 30576, 30578, 31010, 30580 and 31012.

SPECIFICATIONS

Capacity	30758 - (2) #14 to 4-1/0, .25" - 1.24" (6.4 - 31.5 mm) diameter
	597 - 3-1/0 to 250 MCM, .75" - 1.99" (1.9 - 50.5 mm) diameter
	598 - 3-350 MCM to 3-750 MCM, 1.50" - 2.99" (38.1 - 75.9 mm) diameter
	599 - 3-1/0 to 3-750 MCM, .75" - 2.99" (1.9 - 75.9 mm) diameter
Weight	30758 - 1.2 lbs. (.5 kg) 597 - 6 lbs. (2.7 kg)
	598 - 9.9 lbs. (4.5 kg) 599 - 13 lbs. (5.9 kg)

Junior Basket-Type Pulling Grips



- Use to pull in: conduit or tray
- Type of pulls: building wire manually
- Type of grip: single weave galvanized steel mesh with flexible pulling eye
- Select the grip with a maximum rated capacity that meets or exceeds the cable puller's maximum pulling force

CAT. NO.	UPC NO.	CABLE DIAMETER RANGE		MAXIMUM RATED CAPACITY		EYE LENGTH		MESH LENGTH	
		INCH	MM	LBS.	KN	INCH	MM	INCH	MM
30596	30596	.19 - .24	4.8 - 6.1	80	.3	3-1/4	82.6	4-1/4	108
30584	30584	.25 - .36	6.2 - 9.1	90	.4	3-1/4	82.6	4-1/4	108
30586	30586	.37 - .49	9.2 - 12.6	180	.8	3-3/4	95.3	7	177.8
30588	30588	.50 - .61	12.7 - 15.50	260	1.1	4-1/4	108	8-1/2	215.9
30590	30590	.62 - .74	15.6 - 18.9	390	1.7	5	127	10	254
30592	30592	.75 - .99	19 - 25.3	560	2.4	5-3/4	146	10	254
30594	30594	1.00 - 1.24	25.4 - 31.5	780	3.4	6-1/2	165.1	11-1/2	292.1

Light-Duty Basket-Type Pulling Grips



- Use to pull in: conduit or tray
- Type of pulls: light-duty, short, easy runs
- Type of grip: single weave galvanized steel mesh with flexible pulling eye
- Select the grip with a maximum rated capacity that meets or exceeds the cable puller's maximum pulling force

CAT. NO.	UPC NO.	CABLE DIAMETER RANGE		MAXIMUM RATED CAPACITY		EYE LENGTH		MESH LENGTH	
		INCH	MM	LBS.	KN	INCH	MM	INCH	MM
30536	30536	.50 - .61	12.7 - 15.5	560	2.5	5	127	16	406.4
30538	30538	.62 - .74	15.6 - 18.9	560	2.5	5	127	16	406.4
30540	30540	.75 - .99	19.0 - 25.3	800	3.5	6	152.4	20	508
30542	30542	1.00 - 1.24	25.4 - 31.5	1360	6	7	177.8	20	508
30544	30544	1.25 - 1.49	31.6 - 38	1360	6	7	177.8	21	533.4
30546	30546	1.50 - 1.99	38.1 - 50.7	1360	6	8	203.2	23	584.2
30548	30548	2.00 - 2.49	50.8 - 63.4	1700	7.5	9	228.6	25	635
30550	30550	2.50 - 2.99	63.5 - 76.1	2120	9.4	9	228.6	27	685.8
30552	30552	3.00 - 3.49	76.2 - 88.8	2940	13	10	254	30	762
30554	30554	3.50 - 3.99	88.9 - 101.3	2940	13	10	254	32	812.8

NOTE: Rope is a very critical link in the cable pulling system. See page 203 for proper pulling rope selection.

T-Basket-Type Pulling Grips



- Use to pull in: conduit or tray
- Type of pulls: medium-duty
- Type of grip: double weave galvanized steel mesh with flexible pulling eye
- Select the grip with a maximum rated capacity that meets or exceeds the cable puller's maximum pulling force

CAT. NO.	UPC NO.	CABLE DIAMETER RANGE		MAXIMUM RATED CAPACITY		EYE LENGTH		MESH LENGTH		
		INCH	MM	LBS.	KN	INCH	MM	INCH	MM	
SHORT										
30558	30558	.50 - .61	12.7 - 15.5	900	4	8	203.2	21	533.4	
30560	30560	.62 - .74	15.6 - 18.9	1120	4.9	8	203.2	24	610	
30562	30562	.75 - .99	19.0 - 25.3	1360	6	9	228.6	24	610	
30564	30564	1.00 - 1.49	25.4 - 38.0	1920	8.7	9	228.6	24	610	
30566	30566	1.50 - 1.99	38.1 - 50.7	3280	14.5	11	279.4	24	610	
30568	30568	2.00 - 2.49	50.8 - 63.3	3700	16.4	12	304.8	24	610	
30570	30570	2.50 - 2.99	63.5 - 76.1	4900	21.7	12	304.8	24	610	
30572	30572	3.00 - 3.49	76.2 - 88.8	4900	21.7	14	355.6	24	610	
30574	30574	3.50 - 3.99	88.9 - 101.3	6200	27.5	14	355.6	26	660.4	
STANDARD										
30576	30576	.75 - .99	19.0 - 25.3	1360	6	9	228.6	36	914.4	
30578	30578	1.00 - 1.49	25.4 - 38.0	1920	8.7	9	228.6	36	914.4	
31010	31010	1.50 - 1.99	38.1 - 50.7	3280	14.5	11	279.4	36	914.4	
30580	30580	2.00 - 2.49	50.8 - 63.3	3700	16.4	12	304.8	36	914.4	
31012	31012	2.50 - 2.99	63.5 - 76.1	4900	21.7	12	304.8	36	914.4	
30582	30582	3.00 - 3.49	76.2 - 88.8	4900	21.7	14	355.6	36	914.4	
31014	31014	3.50 - 3.99	88.9 - 101.3	6200	27.5	14	355.6	40	1016	

K Basket-Type Pulling Grips



- Use to pull in: conduit or tray
- Type of pulls: heavy-duty, long, hard runs
- Type of grip: double-weave galvanized steel mesh with forged steel swivel eye
- Select the grip with a maximum rated capacity that meets or exceeds the cable puller's maximum pulling force

CAT. NO.	UPC NO.	CABLE DIAMETER RANGE		MAXIMUM RATED CAPACITY		EYE LENGTH		MESH LENGTH		ROTATING EYE DIA.	
		INCH	MM	LBS.	KN	INCH	MM	INCH	MM	INCH	MM
STANDARD											
30442	30442	.50 - .61	12.7 - 15.5	1120	4.9	5	127	16	406.4	7/8	22.2
30998	30998	.62 - .74	15.6 - 18.9	1360	6	5	127	16	406.4	7/8	22.2
30460	30460	.75 - .99	19.0 - 25.3	1920	8.5	6	152.4	32	812.8	1	25.4
31000	31000	1.00 - 1.49	25.4 - 38.0	3280	14.5	7	177.8	33	838.2	1-3/8	34.9
30462	30462	1.50 - 1.99	38.1 - 50.7	3280	14.5	7	177.8	34	863.6	1-3/8	34.9
31002	31002	2.00 - 2.49	50.8 - 63.3	5440	24.1	9	228.6	36	914.4	1-5/8	41.2
30464	30464	2.50 - 2.99	63.5 - 76.1	6600	29.3	10	254	38	965.2	1-7/8	47.6
31004	31004	3.00 - 3.49	76.2 - 88.8	8200	36.5	10	254	39	990.6	1-7/8	47.6
30466	30466	3.50 - 3.99	88.9 - 101.5	9600	42.7	10	254	41	1041.4	1-7/8	47.6
31006	31006	4.00 - 4.49	101.6 - 114.2	9600	42.7	10	254	42	1066.8	1-7/8	47.6
30468	30468	4.50 - 4.99	114.3 - 126	9600	42.7	10	254	58	1473.2	1-7/8	47.6
30470	30470	5.00 - 5.99	127 - 152.3	9600	42.7	10	254	60	1524	1-7/8	47.6

NOTE: Rope is a very critical link in the cable pulling system. See page 203 for proper pulling rope selection.


Multiple Strength Basket-Type Pulling Grips with Rotating Forged Eye



- Use to pull overhead transmission lines, bare or insulated conductors and wire rope
- Type of pulls: heavy-duty, long distance
- Triple, to double, to single weave galvanized steel mesh with forged steel swivel eye
- Color coded for easy size identification
- Select the grip with a maximum rated capacity that meets or exceeds the cable puller's maximum pulling force

CAT. NO.	UPC NO.	CABLE DIAMETER RANGE		MAXIMUM RATED CAPACITY		COLOR CODE	EYE LENGTH		MESH LENGTH		ROTATING EYE DIAMETER	
		INCH	MM	LBS.	KN		INCH	MM	INCH	MM	INCH	MM
30474	30474	.25 - .49	12.7 - 15.5	1360	6	Dark Green	5	127	26	660.4	7/8	22.3
30476	30476	.50 - .74	15.6 - 18.9	2000	8.8	Brown	6	152.4	32	812.8	1	25.4
30478	30478	.75 - .99	19.0 - 25.3	2880	12.8	Light Blue	6	152.4	41	1041.4	1	25.4
30480	30480	1.00 - 1.24	25.4 - 31.5	4920	21.8	Gold	8	203.2	52	1320.8	1-3/8	34.9
30482	30482	1.25 - 1.49	31.6 - 38.0	6120	27.2	Black	8	203.2	56	1422.4	1-5/8	41.2
30484	30484	1.50 - 1.74	38.1 - 44.3	6120	27.2	Red	9	228.6	60	1524.0	1-7/8	47.6
30486	30486	1.75 - 2.24	44.4 - 56.9	9600	42.7	Dark Blue	10	254	70	1778.0	1-7/8	47.6
30502	30502	2.00 - 2.49	50.8 - 63.4	9600	42.7	Yellow	10	254	50	1270	1-7/8	47.6
30504	30504	2.50 - 2.99	63.5 - 76.1	9600	42.7	Orange	10	254	52	1320.8	1-7/8	47.6
30506	30506	3.00 - 3.49	76.2 - 88.8	9600	42.7	Aluminum	10	254	54	1371.6	1-7/8	47.6
30508	30508	3.50 - 3.99	88.9 - 101.3	9600	42.7	Light Green	10	254	56	1422.4	1-7/8	47.6

Split Mesh Rod Closing Basket-Type Slack Pulling Grips



- Use to pull when the end of the conductor is not available
- Type of pulls: light and straight. The rod will not flex around bends
- Single weave galvanized steel mesh with rod closing and an offset flexible eye
- Select the grip with a maximum rated capacity that meets or exceeds the cable puller's maximum pulling force

CAT. NO.	UPC NO.	CABLE DIAMETER RANGE		MAXIMUM RATED CAPACITY		EYE LENGTH		MESH LENGTH	
		INCH	MM	LBS.	KN	INCH	MM	INCH	MM
30658	30658	.50 - .61	12.7 - 15.50	300	1.3	7	177.8	6	152.4
31024	31024	.62 - .74	15.6 - 18.9	360	1.6	7	177.8	8	203.2
30660	30660	.75 - .99	19 - 25.3	440	1.9	7	177.8	10	254
31026	31026	1.00 - 1.24	25.4 - 31.5	680	3	8	203.2	12	304.8
30662	30662	1.25 - 1.49	31.6 - 38.0	900	4	8	203.2	14	355.6
31028	31028	1.50 - 1.74	38.1 - 44.3	1160	5.1	9	228.6	15	381
30664	30664	1.75 - 1.99	44.4 - 50.7	1520	6.7	10	254	16	406.4
31030	31030	2.00 - 2.49	50.8 - 63.4	1800	8	10	254	19	482.6
30666	30666	2.50 - 2.99	63.5 - 76.1	2200	9.7	10	254	20	508
31032	31032	3.00 - 3.49	76.2 - 88.8	2400	10.6	12	304.8	21	533.4
30668	30668	3.50 - 3.99	88.9 - 101.3	2400	10.6	12	304.8	24	610

NOTE: Rope is a very critical link in the cable pulling system. See page 203 for proper pulling rope selection.

CABLE PULLING LUBRICANTS

Cable Pulling Lubricant Selection Guide

Clear Lube™



Cable-Cream™



Cable-Gel™



Winter-Gel™



APPLICATION

	Clear Lube™	Cable-Cream™	Cable-Gel™	Winter-Gel™
Application Temperature Range (°F)	20°F - 190°F	20°F - 190°F	20°F - 190°F	20°F - 190°F
Application Temperature Range (°C)	-6°C - 88°C	-6°C - 88°C	-6°C - 88°C	-6°C - 88°C
Minimum Storage Temperature	30° F/-1 C	30° F/-1 C	30° F/-1 C	30° F/-1 C
Base	Polymer	Wax	Polymer	Polymer
Average Coefficient of Friction*	0.26	0.11	0.18	0.21
Color	Clear	Yellow	Blue/Green	Blue

COMPATIBILITY (CABLE TYPE)

	Clear Lube™	Cable-Cream™	Cable-Gel™	Winter-Gel™
Rubber	✓	✓	✓	✓
Neoprene	✓	✓	✓	✓
Nylon	✓	✓	✓	✓
PVC	✓	✓	✓	✓
High-density or cross linked polyethylene	✓	✓	✓	✓
Low-density polyethylene	✓	✓	✓	✓
Semiconducting jacket	✓	✓	✓	✓
Hypalon	✓	✓	✓	✓

*(IEEE 375-2 test procedure) kinetic coefficient of friction tested at 300 lb/ft sidewall bearing pressure

Cable Lubricant Quantity Chart

The following equation is a general guideline to determine the amount of cable lubricant to use for an average cable pull.

$$Q = 0.0015 \times L \times D$$

Where:

Q = Quantity of cable lubricant to use in gallons

L = Length of cable pull in feet

D = Diameter of conduit or duct in inches

If the following situations apply, consider using additional lubricant:

- The cable jacket is hard and/or cable is very stiff
- The conduit is rough or dirty
- There are many bends to pull through
- The percentage of conduit filled by the cable is unusually high
- The conduit is water filled

SPECIFICATIONS

Pull Length	1"	2"	3"	4"
200'	0.3 gal.	0.6 gal.	0.9 gal.	1.2 gal.
300'	0.5 gal.	0.9 gal.	1.4 gal.	1.8 gal.
400'	0.6 gal.	1.2 gal.	1.8 gal.	2.4 gal.
600'	0.9 gal.	1.8 gal.	2.7 gal.	3.6 gal.
800'	1.2 gal.	2.4 gal.	3.6 gal.	4.8 gal.
1000'	1.5 gal.	3.0 gal.	4.5 gal.	6.0 gal.

Cable-Cream™ Cable Pulling Lubricant



- Advanced formula, light yellow cream makes pulling faster and easier
- Compatible with all cable insulation types
- Dries slowly to a thin, non-conductive, non-hardening residue
- Adheres well to the cable without messy dripping; Reduces waste
- Cleans up easily and is non-staining
- Won't break down or separate after exposure to freezing cold or blistering heat
- Environmentally safe/non-hazardous

SPECIFICATIONS

Weight	CRM-Q - 2.3 lbs. (1 kg) CRM-5 - 42 lbs. (19.1 kg) CRM-1 - 9.5 lbs. (4.3 kg)
Viscosity	30,000 - 45,000 CPS
PH Range	7.0 - 8.0
Average COF	0.11

CAT. NO.	UPC NO.	DESCRIPTION
CRM-Q	35207	Cable-Cream One Quart Squeeze Bottle (.95 l)
CRM-1	35208	Cable-Cream One Gallon (3.79 l)
CRM-5	35209	Cable-Cream 5 Gallons (18.93 l)

Cable-Gel™ Cable Pulling Lubricant



- Polymer-based, no silicon lubricant offers lower friction and easier pulling
- Compatible with all cable insulation types
- Cleans up quickly. Non-staining
- Higher lubricity than competitive products
- Will not cement itself to the pipe
- Dries slowly
- Can be applied by hand or pump
- Will not break down or separate after exposure to heat or cold
- Environmentally safe/non-hazardous

SPECIFICATIONS

Weight	GEL-Q - 2.3 lbs. (1 kg) GEL-1 - 8.5 lbs. (3.9 kg) GEL-5 - 45 lbs. (20.4 kg) GEL-55 - 498 lbs. (225.9 kg)
Viscosity	8,000 - 12,000 CPS
PH Range	7.0 - 8.0
Average COF	0.18

CAT. NO.	UPC NO.	DESCRIPTION
GEL-Q	35211	Cable-Gel One Quart Squeeze Bottle (.95 l)
GEL-1	35212	Cable-Gel One Gallon (3.79 l)
GEL-5	35213	Cable-Gel 5 Gallons (18.93 l)

Winter-Gel™ Cable Pulling Lubricant



- Winter-Gel will not freeze until -25° F (-31° C)
- Reduces friction for easy pulling
- Compatible with all cable insulation types
- Cleans up quickly and easily
- High lubricity
- Can be used all year long
- Environmentally safe

SPECIFICATIONS

Weight	WGEL-Q - 2.3 lbs. (1 kg) WGEL-1 - 9 lbs. (4.1 kg) WGEL-5 - 44 lbs. (20 kg)
Viscosity	10,000 - 14,000 CPS
PH Range	7.0 - 8.0
Average COF	0.21

CAT. NO.	UPC NO.	DESCRIPTION
WGEL-Q	35215	Winter-Gel Pulling Lube One Quart Squeeze Bottle (.95 l)
WGEL-1	35216	Winter-Gel Pulling Lube One Gallon (3.79 l)
WGEL-5	35217	Winter-Gel Pulling Lube 5 Gallons (18.93 l)

Clear Lube™



LISTED



- Designed for use within electrical or datacom cable pulls
- Clear and colorless for quick, easy clean-up
- Environmentally safe, non-hazardous, non-toxic and non-corrosive
- Easy to apply either by hand, brush or pump
- Polymer base with no silicon additives
- Three-year shelf life with no deterioration in lubricant

CAT. NO.	UPC NO.	DESCRIPTION
CLR-Q	10437	Clear Lube pulling lubricant, 1 quart (.95 l)
CLR-1	10438	Clear Lube pulling lubricant, 1 gallon (3.79 l)
CLR-5	10439	Clear Lube pulling lubricant, 5 gallon (18.93 l)

SPECIFICATIONS

Weight	CLR-Q - 2.3 lbs. (1.0 kg)
	CLR-1 - 7.6 lbs. (3.5 kg)
	CLR-5 - 44.8 lbs. (20.4 kg)
Viscosity	10,000 - 20,000 CPS
PH Range	6.0 - 8.0
Average COF	0.26

SWABS, BRUSHES, MANDRELS

Lube Spreader Swab



- Spreads a coat of wire lubricant in duct before installation of cable
- Cleans mud, dirt, and light debris from duct before pulling
- Tapered shape permits bi-directional use
- Will not damage inner walls of duct

CAT. NO.	UPC NO.	DUCT SIZE		MAXIMUM DISK SIZE		MAXIMUM RATED CAPACITY		WEIGHT	
		INCH	MM	INCH	MM	LBS.	KN	LBS.	KG
16854	16854	2	50.8	1.75	44.5	4800	21.3	.5	.23
16856	16856	2.5	63.5	2.25	57.2	4800	21.3	.6	.27
16857	16857	3	76.2	2.75	69.9	4800	21.3	1.5	.68
16858	16858	3.5	88.9	3.25	82.6	4800	21.3	2.0	.91
16859	16859	4	102	3.75	95.3	4800	21.3	2.5	1.13
17370	17370	5	127	4.75	120.7	4800	21.3	3.5	1.59
17571	17571	6	152	5.75	146.1	4800	21.3	4.0	1.81

Wire Duct Brush



- Flat steel bristles for maximum cleaning of sand, grit and light obstructions from duct
- Pulling eye on one end and smaller twisted eye on the other end for tailing line allows bi-directional use
- Can be pulled to loosen dried material before using mandrels or spreader swabs

CAT. NO.	UPC NO.	DUCT SIZE		MAXIMUM DIAMETER		MAXIMUM RATED CAPACITY		WEIGHT	
		INCH	MM	INCH	MM	LBS.	KN	LBS.	KG
39274	39274	2	50.8	1.87	47.5	200	.89	.83	.38
39276	39276	2.5	63.5	2.38	60.5	200	.89	.83	.38
39278	39278	3	76.2	2.87	72.9	200	.89	.83	.38
39280	39280	3.5	88.9	3.38	85.9	200	.89	.90	.41
39282	39282	4	102	3.87	98.3	200	.89	.95	.43
39284	39284	5	127	4.87	123.7	200	.89	1.15	.52
39286	39286	6	152	5.87	149.1	200	.89	1.28	.58

Flexible Mandrel



- Useful for cleaning out mud, dirt, and light obstacles from ducts before installation of cable
- Can be used around tight bends due to convex contacts between disks
- Tapered profile allows pulling in either direction and pulling eyes on both ends
- Polyurethane disks do not damage inner walls of duct

CAT. NO.	UPC NO.	DUCT SIZE		MAXIMUM DISK SIZE		MAXIMUM RATED CAPACITY		WEIGHT	
		INCH	MM	INCH	MM	LBS.	KN	LBS.	KG
39265	39265	2	50.8	1.88	47.7	2330	10.3	1	.45
39263	39263	2.5	63.5	2.19	55.6	2330	10.3	1	.45
39261	39261	3	76.2	2.81	71.4	2330	10.3	1.5	.68
39259	39259	3.5	88.9	3.25	82.5	4800	21.3	3.5	1.59
39257	39257	4	102	3.75	95.3	4800	21.3	4.5	2.04
39255	39255	5	127	4.69	119.1	4800	21.3	6	2.72
39288	39288	6	152	5.81	147.5	4800	21.3	8.5	3.85

NOTES