



Heavy Duty Hydraulic Jacks & Accessories





CONTENTS

SIDE PUMP BOTTLE JACKS	3
AIR ACTUATED BOTTLE JACKS	4
FAST LIFT SERVICE JACKS	5
SERVICE JACK	5
LOW PROFILE FAST LIFT SERVICE JACK	6
3 TON FAST LIFT SERVICE JACK AND 3 TON JACK STANDS COMBO	6
AIR ACTUATED LONG CHASSIS SERVICE JACKS	7
FAST LIFT LONG CHASSIS SERVICE JACKS	8
TELESCOPIC TRANSMISSION JACKS	9
FLOOR STYLE TRANSMISSION JACKS	10
SINGLE STAGE TRUCK JACKS	11
ENGINE TRANSVERSE SUPPORT BAR	12

CLUTCH JACK	12
ENGINE STANDS	13
WHEEL DOLLY	14
RATCHET STYLE JACK STANDS	15
PIN STYLE JACK STANDS	16
FAST LIFT JACK STANDS	17
ENGINE CRANES	18
TRUCK RAMPS	18
AUXILIARY STANDS AND HIGH REACH SUPPLEMENTARY STAND	19
BENCH, SHOP PRESSES &	20
HAND PUMPS	20
CRANE JACKS	21
FOLDABLE CREEPERS	22
BONE CREEPERS	23

ONE YEAR LIMITED WARRANTY

Warranty Information

For a period of one (1) year from date of purchase, SFA Companies will repair or replace, at its option, without charge, any of its products which fails due to defect in material or workmanship, or which fails to conform to any implied warranty not excluded hereby. Performance of any obligation under this warranty may be obtained by returning the warranted product, freight prepaid, to SFA Companies Warranty Service Department, 10939 N. Pomona Avenue, Kansas City, MO 64153. Except where such limitations and exclusions are specifically prohibited by applicable law.

- (1) THE CONSUMER'S SOLE AND EXCLUSIVE REMEDY SHALL BE THE REPAIR OR REPLACEMENT OF DEFECTIVE PRODUCTS AS DESCRIBED ABOVE.
- (2) SFA COMPANIES SHALL NOT BE LIABLE FOR ANY CONSEQUENTIAL OR INCIDENTAL DAMAGE OR LOSS WHATSOEVER.
- (3) THE DURATION OF ANY AND ALL EXPRESSED AND IMPLIED WARRANTIES, INCLUDING WITHOUT LIMITATION, ANY WARRANTIES OF MERCHANTABILITY AND FITNESS FOR A PARTICULAR PURPOSE, IS LIMITED TO A PERIOD OF ONE YEAR FROM DATE OF PURCHASE.

- Some states do not allow limitations on how long an implied warranty lasts, so above limitation may not apply to you.
- Some states do not allow the exclusion or limitation of incidental or consequential damages, so the above limitation or exclusion may not apply to you. The warranty gives you specific legal rights, and you may also have other rights which vary from state to state.

© Copyright 2015 SFA Companies
All rights reserved. Any copying or other use of material in this catalog (text, illustrations, drawings, photos) without express written consent is prohibited.

Information in this catalog is subject to change without prior notice

SIDE PUMP BOTTLE JACKS



BH2060B



BH2200B



BH2205B



BH2120B



BH2125B



BH2300



BH2080B



BH2040B

FEATURES

- Hydraulic system is protected from internal damage by a by-pass mechanism
- Machined and polished cylinders with die-cut threads provide non-abrasive leak-free, durable performance
- Fabricated from hard-cast steel with heat-treated critical stress areas
- Unique cross-type forged release valve assures positive load control
- A wide, rugged base provides stability and strength
- U.S. Patent # 5,946,912

Model	Capacity	Minimum Height	Maximum Height	Hydraulic Lifting	Extension Screw	Base Size Length	Base Size Width	G.W.
BH2040B	4 Ton	8-1/8"	15-1/2"	5"	2-3/8"	4-1/4"	3-7/8"	9 Lbs.
BH2060B	6 Ton	8-1/2"	16-7/8"	5-1/4"	3-1/8"	4-1/2"	4"	12 Lbs.
BH2080B	8 Ton	8-7/8"	17-5/8"	6"	2-3/4"	4-3/4"	4-5/8"	14 Lbs.
BH2120B	12 Ton	9-1/2"	18-5/8"	6"	3-1/8"	6"	5-3/8"	18 Lbs.
BH2125B	12 Ton	6"	10-5/8"	3"	1-5/8"	6"	5-3/8"	14 Lbs.
BH2200B	20 Ton	9-1/2"	18-5/8"	6"	3-1/8"	6-3/8"	5-7/8"	28 Lbs.
BH2205B	20 Ton	6-1/2"	11-1/4"	3-1/8"	1-5/8"	6-3/8"	5-7/8"	21 Lbs.
BH2300	30 Ton	11"	18"	7"	N/A	8-1/8"	6-7/8"	56 Lbs.

AIR ACTUATED BOTTLE JACKS



BH2308



BH2500

FEATURES

- Effortless air operation will greatly reduce operator fatigue and speed up the efficiency of garage work
- A compact yet powerful Air Turbo Motor equipped to raise the load to the desired height efficiently, effortlessly, and safely - U.S. Patent 6,012,377
- A built-in by-pass device protects hydraulic system from over pumping damage
- Versatile “Quick Connector” design provides for easy removal of air hose from air motor allowing compact storage or remote operation
- All air bottle jacks have chrome plated rams to help extend seal life



BH2219

U.S. Patent No.'s. 5,341,723 - 5,946,912

Model	Capacity	Minimum Height	Maximum Height	Hydraulic Lifting	Extension Screw	Base Size Length	Base Size Width	G.W.
BH2219	20 Ton	9-5/8"	18-7/8"	3-1/8"	6"	9"	6-3/4"	37 Lbs.
BH2308	30 Ton	11"	18-1/8"	7-1/8"	N/A	10-1/4"	8-1/4"	63 Lbs.
BH2500	50 Ton	12"	19"	7"	N/A	10-7/8"	7-3/8"	134.5 Lbs.

SERVICE JACK

FEATURES

- A built-in by-pass device protects hydraulic system from over pumping damage
- Metered release system allows for precise load control
- Largest saddle in category
- Extra wide wheels and solid stance designed for stability under load stress
- Convenient foot pedal designed for fast, no load lifts
- U.S. Patents 5,946,912 and 5,431,369



BH6034B

Model	Capacity	Minimum Height	Maximum Height	Handle Length	Saddle Diameter	Jack Size Length	Jack Size Width	Jack Size Height	G.W.
BH6034B	3 Ton	5-1/4"	19"	42-1/8"	5"	27-1/2"	13-3/8"	6-3/8"	87 Lbs.

FAST LIFT SERVICE JACKS

FEATURES

- Heavy gauge construction with rugged universal joint release valve
- Rolled side frame adds strength and rigidity to reduce twisting
- Built-in by-pass device protects hydraulic system from over pumping damage
- U.S. Patents 5,946,912 and 6,199,379



BH6026

Model	Capacity	Minimum Height	Maximum Height	Saddle Diameter	Jack Size Length	Jack Size Width	G.W.
BH6026	2-1/2 Ton	4"	20-1/4"	5-1/2"	29-3/8"	14-7/8"	96.5 Lbs.
B6350	3-1/2 Ton	5-1/2"	22"	4"	28-1/2"	13-3/4"	89 Lbs.

LOW PROFILE FAST LIFT SERVICE JACK

FEATURES

- Extra long low side frames designed for long reach under the car chassis
- Innovative design of Fast lift offers a fast lift for professional performance - U.S. Patent 6,199,379
- Wide stance and low center of gravity provides optimum stability under load stress
- Universal joint release mechanism provides precision control of load descent in any handle position
- Exclusive designed breather plug eliminates air in the hydraulic system, optimizing jack performance
- A built-in by-pass device protects hydraulic system from over pumping damage - U.S. Patent 5,946,912



BH6023B



Model	Capacity	Minimum Height	Maximum Height	Handle Length	Saddle Diameter	Jack Size Length	Jack Size Width	G.W.
BH6023B	2 Ton	2-1/2"	20"	52"	4-7/8"	42-1/2"	13-3/4"	122 Lbs.

3 TON FAST LIFT SERVICE JACK AND 3 TON JACK STANDS COMBO



U.S. Patent
6,199,379

BH6033

Model	Item	Capacity	Minimum Height	Maximum Height	Saddle Diameter	Saddle size	Jack Size Length	Jack Size Width
BH6033	Service Jack	3 Ton	5-1/4"	20-7/8"	5"	NA	27-1/8"	13-3/8"
	Jack Stands	3 Ton	11-1/2"	17"	NA	3-1/2" x 6-3/4"	NA	7-3/4"

AIR ACTUATED LONG CHASSIS SERVICE JACKS

FEATURES

- High speed Air Turbo Motor is equipped to raise the load to the desired height efficiently, effortlessly, and safely
- A built-in by-pass device protects hydraulic system from over pumping damage.
- U.S. Patent 6,012,377

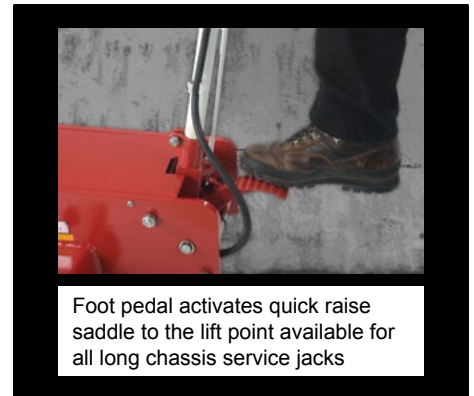


Model	Capacity	Minimum Height	Maximum Height	Handle Length	Saddle Diameter	Jack Size Length	Jack Size Width	Jack Size Height	G.W.
BH6051	5 Ton	5-3/8"	27"	40-5/8"	6-1/2"	57-3/4"	17"	7-5/8"	230 Lbs.
BH6011	10 Ton			40-1/2"	7-3/8"	54-3/4"	20"	12-3/4"	441 Lbs.

FAST LIFT LONG CHASSIS SERVICE JACKS

FEATURES

- Innovative design of Fast lift offers a fast lift for professional performance - U.S. Patent 6,199,379
- After the first pump reaches the lifting point, the jack continues with extraordinary lifting speed to raise the load to the desired height
- Heavy gauge, steel frame helps prevent distortion and twisting
- Safety by-pass and over-load systems protect hydraulics
- Rolled side frames for added strength
- U.S. Patent 5,946,912



Model	Capacity	Minimum Height	Maximum Height	Handle Length	Saddle Diameter	Jack Size Length	Jack Size Width	Jack Size Height	G.W.
BH6057	5 Ton	6-1/2"	22-1/4"	40"	6-1/2"	52-1/2"	17-1/8"	7-1/4"	201 Lbs.
BH6107	10 Ton	6-7/8"	27"	45-7/8"	6-1/2"	55-7/8"	19-5/8"	9-5/8"	341 Lbs.

TELESCOPIC TRANSMISSION JACKS

FEATURES


- Chrome-plated rams maximize its high reach operated by a user-friendly foot pedal (except BH7000)
- Extra-wide base lowers center of gravity and promotes stability
- Rugged steel wheels and full swivel ball bearing casters
- A unique foot release pedal provides controlled lowering of load
- High speed Air Turbo Motor is equipped to raise the load to the desired height efficiently, effortlessly, and safely (BH7055)
- U.S. Patent 6,012,377



Nylon strap included for securing load



Nylon strap included for securing load



Model	Capacity	Minimum Height	Maximum Height	Saddle Base	Exp. Saddle Area Min.	Exp. Saddle Area Max.	Jack Size (L X W)	G.W.
BH7000	700 Lbs	57-1/4"	76-3/8"	9-7/8" X 9-7/8"	9-7/8" X 9-7/8"	18-7/8" X 18-7/8"	36-1/8" X 32-5/8"	129.5 Lbs.
BH7051	1/2 Ton	37-3/4"	78-1/8"	11-1/2" X 11-1/2"	11-1/2" X 11-1/2"	21" X 21"	34-1/8" X 36-1/8"	179 Lbs.
BH7055 AIR		36"	73-1/8"	9-7/8" X 9-7/8"	9-7/8" X 9-7/8"	18-7/8" X 18-7/8"	34-1/2" X 34-3/8"	196 Lbs.
BH7101	1 Ton	48-5/8"	77-3/8"	13" X 13"	15-1/2" 12-5/8"	24-1/2" X 18-7/8"	42-1/2" X 39-1/2"	290 Lbs.

FLOOR STYLE TRANSMISSION JACKS

FEATURES

- Saddles can be adjusted for optimum alignment of transmission bolt pattern and pins
- Hydraulic system is protected from internal damage by a patented by-pass mechanism
- Load-restraining chain is vital for raising or lowering safety
- Four wheel caster allows easy movement, positioning of transmission jack
- Rugged steel wheels and full swivel ball bearing casters
- User friendly 360° rotating pumping socket for the maximum in directional operation



BH7210

BH7011

Model	Capacity	Minimum Height	Maximum Height	Handle Length	Saddle Base	Expanded Saddle Area	Jack Size (L X W)	G.W.
BH7011	1/2 Ton	9"	24-3/4"	22-1/2"	12-5/8" X 7-7/8"	17" X 9-1/4"	28-3/4" X 15"	106 Lbs.
BH7210	1 Ton	7-7/8"	33-1/2"		14-1/4" X 7-7/8"	17" X 15-3/4"	39-3/8" X 19-1/8"	200 Lbs.

SINGLE STAGE TRUCK JACKS

FEATURES

- A choice of three handle angles:
 - 90° for space saving storage
 - 45° for easy carrying movement
 - 0° for access to lifting point
- Heat-treated extension screw allows low pick-up height adjustment and maximum lift height
- A built-in by-pass device protects hydraulic system from over pumping damage
- Large steel wheels for easy positioning and smooth motion
- Sturdy one piece handle assembly is standard on all Blackhawk truck jacks
- User friendly, self-returning spring minimizes operators effort, greatly reducing fatigue
- In-line air filter traps contaminants and protects air motor for longer life
- Chrome plated rams
- High speed Air Turbo Motor is equipped to raise the load to the desired height efficiently, effortlessly, and safely
- U.S. Patents 5,946,912 and 6,012,377



Standard 1" and 2-1/2" adapter included (for BH6221 only)



BH6221

BH6301

Model	Capacity	Minimum Height	Maximum Height with adapter	Extension Screw	Handle Length	Jack Size (L X W)	G.W.
BH6221	22 Ton	9-3/4"	22-5/8"	3-7/8"	47-3/8"	22" X 12-5/8"	100 Lbs.
BH6222	22 Ton	8-1/2"	22"		40-7/8"	21-1/2" X 12-1/2"	95Lbs.
BH6301	30 Ton	11"	18"	N/A			

ENGINE TRANSVERSE SUPPORT BAR


FEATURES

- 700 Lbs. Capacity adjustable transverse bar
- Two adjustable hook screws
- Expandable width from 38" to full 61"



Model	Capacity	Boom Length Expand	Hook Thread Length	G.W.
BH2700	700 Lbs.	38" ~ 61"	12-1/2"	25 Lbs.

CLUTCH JACK



BH7451: Flywheel adapter (Available separately)

BH7450

FEATURES

- Handles 14" and 15-1/2" clutch assembly, removal, and installation becomes a one man operation
- Spline rotates 360°, turns side to side and vertically tilts for precise clutch alignment
- Conveniently located release valve and 360° rotating pump handle allows precise alignment when replacing a clutch
- 4 swivel casters maneuver jack with ease
- Includes 1-3/4" and 2" spline standard
- Patented splinted shaft assembly for clutch support

Model	Capacity	Minimum Height	Maximum Height	Spline Diameter	Shaft Diameter	Jack Size (L X W)	G.W.
BH7450	500 Lbs.	16-1/2"	42"	1-3/4" & 2"	1"	44-1/2" X 22-1/2"	160 Lbs.

ENGINE STAND

FEATURES

- Constructed from heavy-gauge welded square tubular steel
- Extra-long handle with rubber grip for easy rotation and maneuvering
- Head plate locks in 8 positions and rotates 360°



Model	Capacity	Base Size (L X W)	Overall Height	Head Plate	Head Plate Thickness	Wheel Diameter	Handle Length	G.W.
BH5106	1,250 Lbs.	33-3/8" X 33-7/8"	42-3/4"	7-1/2" X 6-1/2" X 3/4" X 10-1/4"	5/8"	3-1/2"	20-1/4"	78 Lbs.

WHEEL DOLLY

FEATURES

- Hydraulic system actuated to provide smooth, positive power for the removal and installation of single, tandem, and duplex tires and wheels
- Lift arms can be adjusted to handle different wheel combinations



BH8075

Model	Capacity	Lifting Range	Lifting Arm Dimension	Tilt Range	Product Size (L X W X H)	G.W.
BH8075	3/4 Ton	2-1/4" - 11"	25-7/8" X 25-1/4"	-2° - 5°	43-1/2" X 43" X 34-7/8"	151 Lbs.

RATCHET STYLE JACK STANDS



FEATURES

- Counter-weighted pawl locks ratchet bar securely in place
- Sturdy, welded steel construction
- One piece, multi-position ductile iron ratchet bar

*Sold and to be used in pairs

Model	Capacity (per pair)	Minimum Height	Maximum Height	Saddle Size	Base Size (L X W)	G.W. (pair)
BH5030B	3 Ton	11-1/2"	17"	3-1/2" X 1"	6-3/4" X 7-3/4"	16 Lbs.
BH5060B	6 Ton	15-3/8"	24-3/8"	4-3/8" X 1-1/4"	9-1/4" X 10-5/8"	34 Lbs.
BH5120B	12 Ton	17-1/2"	27-1/2"	4-5/8" X 1-1/2"	12" X 10-3/4"	61 Lbs.

PIN STYLE JACK STANDS



FEATURES

- Sturdy, welded steel construction
- Heavy gauge, steel frame helps prevent twisting

*Sold and to be used in pairs

Model	Capacity (per pair)	Minimum Height	Maximum Height	Saddle Size	Base Size Width	G.W. (pair)
BH5070B	7 Ton	9-3/8"	14-1/8"	3-1/2" X 2-3/8"	8-3/4" X 8-3/4"	23 Lbs.
BH5010B	10 Ton	30"	47-5/8"	3-3/8" X 5"	16-3/8" X 16-3/8"	120 Lbs.
BH5220B	22 Ton	12-1/4"	19-7/8"	3-1/8" X 2-3/4"	9-3/4" X 9-3/4"	63 Lbs.

FAST LIFT JACK STANDS



BH5066



FEATURES

- Patented technology automatically raises ratchet bar to load
- Counter-weighted pawl locks ratchet bar securely in place
- Sturdy, welded steel construction
- One piece, multi-position ductile iron ratchet bar



BH5126



*Sold and to be used in pairs

Model	Capacity (per pair)	Minimum Height	Maximum Height	Saddle Size	Base Size (L X W)	G.W. (pair)
BH5066	6 Ton	15-3/4"	24-3/8"	4-1/4" x 1-1/4"	11" x 9-3/4"	33.5 Lbs.
BH5126	12 Ton	19-7/8"	30-1/4"	4-1/2" x 1-4/5"	14-3/4" x 12-3/4"	82.5 Lbs.

ENGINE CRANE

FEATURES

- The hydraulic long ram is equipped with a patented built-in by-pass mechanism
- Metered control release valve for precise lowering control
- Heavy duty welded construction with rugged reinforced tubular steel



BH8026

Model	Boom Capacity	Boom length	Hook Height		Base Length	Base Width (Front)	base width (rear)
			Min	Max			
BH8026	2 Ton	48-5/8"	0"	59-1/4"	78-1/2"	37-7/8"	30-3/8"
	1-1/2 Ton	55-5/8"	0"	63"			
	1 Ton	62-7/8"	0"	66-5/8"			
	1/2 Ton	69-7/8"	0"	70-1/2"			

TRUCK RAMPS

FEATURES

- Designed specifically for heavy-duty tasks
- Large wheel designs for extra durability
- Non-skid rubber matting enhances operation safety
- Long retractable T-handle for easy positioning



BH5201

BH5200

**Sold and to be used in pairs

Model	Capacity (per pair)	Frame Size (L X W X H)	Handle Length	Maximum Vehicle Tire Width	G.W. (Pair)
BH5200	20 Ton	45-5/8" X 13-1/2" X 9-1/4"	33-1/2"	10-3/4"	134.5 Lbs.
BH5201	20 Ton	45-5/8" X 18-1/4" X 9-1/4"		15-1/2"	338 Lbs.

AUXILIARY STANDS AND HIGH REACH SUPPLEMENTARY STAND

FEATURES

- Fast and safe technology for professional mechanics
- Heavy gauge, steel frame helps prevent distortion or twisting
- Auxiliary stands provide partial support for components
- High reach supplementary stand prevents tipping, rocking of vehicle



BH5710

BH5715

BH5720

* Auxiliary stands and high reach supplementary stand are not designed to support the vehicle

Model	Capacity	Minimum Height	Maximum Height	Saddle Size	Base Size (L X W)	G.W.
BH5710	3/4 Ton	53-3/4"	78-7/8"	5-1/4" X 1-1/2"	12" Dia.	33 Lbs.
BH5715						40 Lbs.
BH5720	2 Ton	66-1/2"	75-3/4"		24" X 24" X 24"	54 Lbs.

SHOP PRESS with HAND PUMP



BH8202

FEATURES

- Ideal for the removal or installation of gears, universal joints, pulleys, wrist pins, and other various press jobs
- Excellent for bending, bonding, or straightening applications
- Multi-position bed for work height adjustment
- Heavy steel welded construction

Model	Capacity	Ram Stroke	Minimum Working Space	Maximum Working Space	Bed position	Frame Size (W X D X H)	G.W.
BH8202	25 Ton	6"	2-1/2"	34-1/4"	8	28" X 28" X 59"	272 Lbs.

CRANE JACKS

FEATURES

- Hydraulic system is protected from internal damage by a patented by-pass mechanism
- Machined and polished cylinders with die-cut threads provide non-abrasive leak-free, durable performance
- Fabricated from hard-cast steel with heat-treated critical stress areas
- A wide, rugged base provides stability and strength



BH2035

BH2085

BH2015

BH2081

Model	Capacity	Minimum Height	Maximum Height	Base Size	Volume of Hydraulic Oil	G.W.
BH2015	1-1/2 Ton	19-7/8"	35-1/4"	5-18" X 4-1/2"	12 OZ. / 353 mL	18 Lbs.
BH2035	3 Ton					
BH2045	4 Ton	24-1/8"	43-1/4"	7-1/8" X 5"	23.5 OZ. / 695 mL	37.5 Lbs.
BH2081 (Air)	8 Ton			5" X 4-3/4"		30.5 Lbs.
BH2085	8 Ton					

FOLDABLE CREEPERS

FEATURES

- Transforms with no tools in seconds
- Padded seat and headrest
- Polyurethane, oil resistant, full bearing casters for easy movement
- U.S. Patent 6,969,077



BH2450

Model	Capacity	SEAT SIZE	CREEPER SIZE	G.W.
BH2450	450 Lbs.	14 x 12-1/4"	40"	23 Lbs.
B2036	300 Lbs.	36 x 16-5/8"	36"	20 Lbs.

BONE CREEPERS

FEATURES

- 100% made in the USA
- 1 Year warranty on body
- Lifetime warranty on wheels



BH4031



BH5031



BH6031



BH7031

Model	Capacity	Creeper Length	Creeper Width	Creeper Height	G.W.
BH4031	400 Lbs.	43"	24"	5.25"	13 Lbs.
BH5031	350 Lbs.	28"	32"	24"	15.5 Lbs.
BH5131	350 Lbs.	28"	32"	25"	16.5 Lbs.
BH6031	300 Lbs.	45-1/2"	25-1/2"	7-7/8"	20 Lbs.
BH7031	400 Lbs.	45-1/2"	25-1/2"	7-7/8"	18 Lbs.

Global Locations



USA

Shinn Fu Company of America
10939 N. Pomona Ave
Kansas City, MO 64153
USA
Tel: 888-332-6419, 816-891-6390
Fax: 816-891-6599
Email: sales@omegalift.com

Canada

Shinn Fu Company of Canada, Inc.
6355 Shawson Drive, Unit 1
Mississauga, Ontario L5T 1S7
Canada
Tel: 888-820-3737, 1-905-362-2277
Fax: 905-362-2280
Email: sales@shinnfucanada.ca

Asia

Shinn Fu Corporation Headquarters
7F., NO. 408 Ruei Guang Road
Nei Hu District, Taipei City 114
Taiwan R.O.C.
Tel: 886-2-87517888
Fax: 886-2-87517999

Europe

Shinn Fu Europe B.V.
Tussenrimer 20, 4704 SR
Roosendaal
The Netherlands
Tel: +31-165-583-300
Fax: +31-165-583-310
Email: sales@sfeu.nl

Australia

Shinn Fu Australia PTY, Ltd.
15 Viewtech Place
Rowville 3178 Victoria
Australia
Tel: +61-3-9755-8277
Fax: +61-3-9755-8219

